



PARADISE VALLEY POLICE DEPARTMENT

UCR SUMMARY JUNE 2020



Chief Peter Wingert


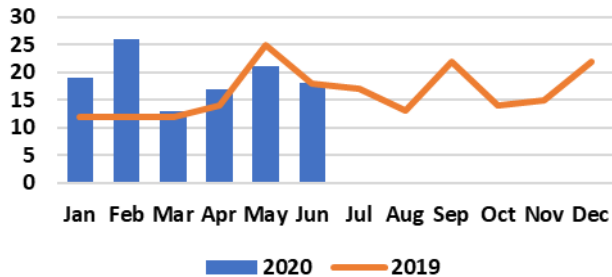
- Part 1 Crimes include: Crimes against Persons & Property crimes

- Crimes against Persons includes: homicide, sexual assault, robbery, aggravated assault and simple assault.
- Property crimes includes: burglary, theft, motor vehicle theft and arson.

- In June, the Paradise Valley Police Department reported **18** Part 1 Crimes to the FBI.

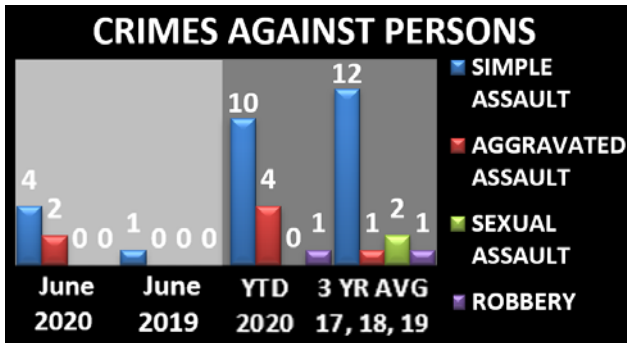
- There were **6** crime against persons and **12** property crimes.

UCR 2020 vs 2019



CRIMES AGAINST PERSONS

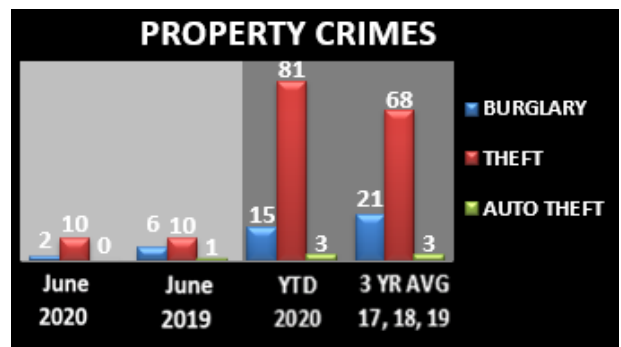
In June, persons crimes consisted **4** simple assaults and **2** aggravated assaults. There were no homicides, robberies, or sexual assaults.



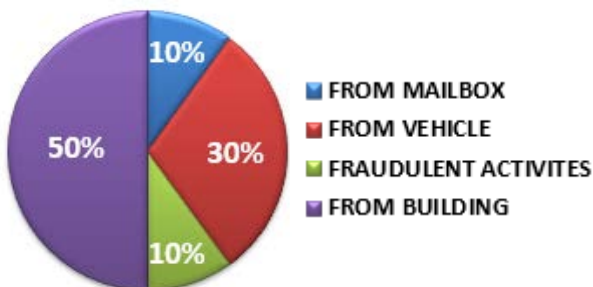
PROPERTY CRIMES

Burglaries decreased **67%**

In June, property crimes consisted of **10** thefts and **2** burglaries. There were no auto thefts or arsons reported.



THEFTS



BURGLARY

BURGLARY OCCURRED AT UNKNOWN TIME 100%

NON-FORCIBLE ENTRY 100%



PARADISE VALLEY POLICE DEPARTMENT

UCR SUMMARY

JUNE 2020

Chief Peter Wingert



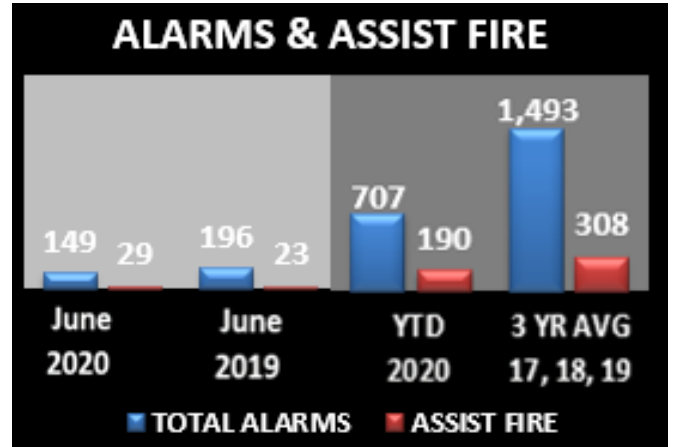
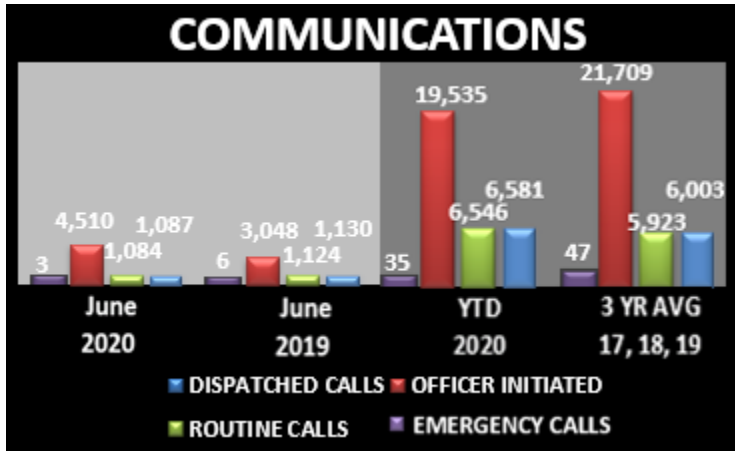
COMMUNICATIONS

Officer Initiated Calls increased **48%**

In June, there were **1,084** routine calls, **1,087** dispatched calls, and **3** emergency calls. Officer Initiated Activity was at **4,510**. The average response time for priority one calls was **4:18**.

In June, there were **149** alarms. Officers assisted Phoenix Fire **29** times in June.

Alarms decreased **24%**



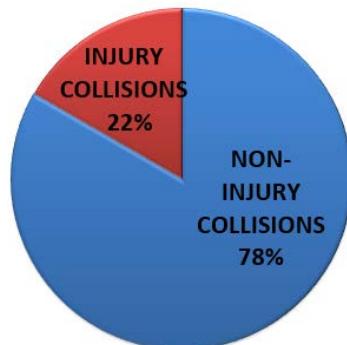
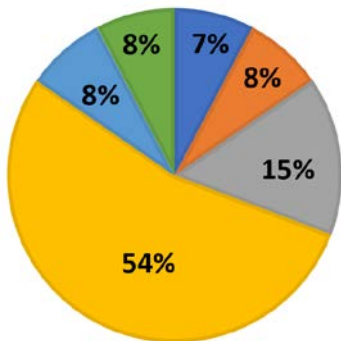
TRAFFIC

Injury collisions increased **100%**

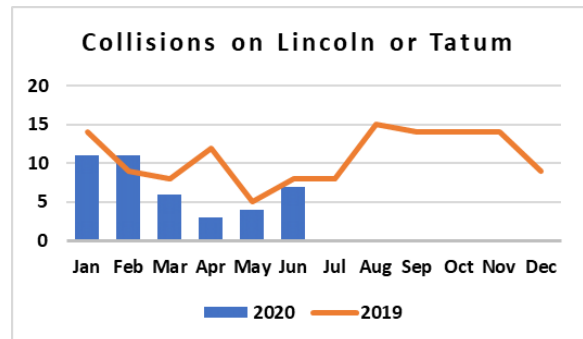
In June, there were **10** non-injury collisions and **2** injury collisions.

Officers wrote **83** traffic citations, parking violations and traffics warnings in June.

58% of collisions occurred on Lincoln and/or Tatum



- Followed Too Closely
- Tree in the Roadway
- Failed to Yield Right-of-Way
- Made Improper Turn
- Speed Too Fast For Conditions
- Failed to Keep in Proper Lane





PARADISE VALLEY POLICE DEPARTMENT

UCR SUMMARY

JUNE 2020

Chief Peter Wingert



UCR PART ONE	June 2020	June 2019	% CHANGE	YTD 2020	3 YR AVG 17, 18, 19
CRIMES REPORTED	18	18	0.00%	114	107

YTD CRIMES PER 1,000	2020	2019	% CHANGE	2018 Population**
TOTAL PERSON & PROPERTY	114	93	22.58%	14,502
INDEX PER 1,000	7.86	6.41	22.58%	
***IN 2018, ARIZONA AVERAGE WAS 30.21 CRIMES PER 1,000				
***IN 2018, PARADISE VALLEY WAS ARIZONA'S 2ND SAFEST MUNICIPALITY				

CRIMES AGAINST PERSONS					
	June 2020	June 2019	% CHANGE	YTD 2020	3 YR AVG 17, 18, 19
CRIMINAL HOMICIDE	0	0	*	0	0
SEXUAL ASSAULT	0	0	*	0	2
ROBBERY	0	0	*	1	1
SIMPLE ASSAULT	4	1	300.00%	10	12
AGGRAVATED ASSAULT	2	0	*	4	1
TOTAL PERSONS CRIME	6	1	500.00%	15	16

PROPERTY CRIMES					
	June 2020	June 2019	% CHANGE	YTD 2020	3 YR AVG 17, 18, 19
BURGLARY	2	6	-66.67%	15	21
THEFT	10	10	0.00%	81	68
AUTO THEFT	0	1	-100.00%	3	3
ARSON	0	0	*	0	0
TOTAL PROPERTY CRIMES	12	17	-29.41%	99	92

VEHICLE RECOVERY ANALYSIS					
	June 2020	June 2019	% CHANGE	YTD 2020	3 YR AVG 17, 18, 19
STOLEN LOCALLY, RECVD LOCALLY	0	0	*	0	0
STOLEN LOCALLY, RECVD BY OTHER	0	0	*	4	1
STOLEN OUT OF TOWN, RECVD LOCAL	0	0	*	1	4

BURGLARY - METHOD OF ENTRY ANALYSIS					
	June 2020	June 2019	% CHANGE	YTD 2020	3 YR AVG 17, 18, 19
FORCIBLE ENTRY	0	2	-100.00%	6	10
NON-FORCIBLE ENTRY	2	4	-50.00%	8	11
ATTEMPTED	0	0	*	1	0
	June 2020	June 2019	% CHANGE	YTD 2020	3 YR AVG 17, 18, 19
DAY	0	0	*	5	4
NIGHT	0	2	-100.00%	3	8
UNKNOWN	2	4	-50.00%	7	9

VALUE OF PROPERTY STOLEN AND RECOVERED					
	June 2020	June 2019	% CHANGE	YTD 2020	3 YR AVG 17, 18, 19
AMOUNT OF PROPERTY STOLEN	\$14,094	\$92,970	-84.84%	\$627,540	\$464,472
AMOUNT OF PROPERTY RECVD	\$0	\$0	*	\$136,030	\$152,226

BURGLARY - LOCATION ANALYSIS					
	June 2020	June 2019	% CHANGE	YTD 2020	3 YR AVG 17, 18, 19
RESIDENTIAL	1	1	0.00%	11	15
CONSTRUCTION SITE	0	3	-100.00%	2	3
SCHOOL	0	0	*	0	0
MEDICAL CENTER	0	0	*	0	1
SITE OF WORSHIP	0	0	*	0	0
RESORT	1	2	-50.00%	2	2

TRAFFIC					
	June 2020	June 2019	% CHANGE	YTD 2020	3 YR AVG 17, 18, 19
INJURY ACCIDENTS	2	1	100.00%	11	14
NON-INJURY ACCIDENTS	10	10	0.00%	57	84
FATAL ACCIDENT	0	0	*	0	0
TRAFFIC CITATIONS/WARNINGS	83	481	-82.74%	1,380	2,750
DUI ARRESTS	7	7	0.00%	14	26

THEFT - ANALYSIS					
	June 2020	June 2019	% CHANGE	YTD 2020	3 YR AVG 17, 18, 19
FROM VEHICLE OR VEHICLE PART	4	3	33.33%	17	21
SHOPLIFTING	0	0	*	0	0
PURSE SNATCHING	0	0	*	0	0
BICYCLES	0	0	*	0	1
FROM BUILDING	0	2	-100.00%	7	12
ALL OTHER	6	5	20.00%	57	33
TOTAL	10	10	0.00%	81	68

TELE-COMMUNICATIONS					
	June 2020	June 2019	% CHANGE	YTD 2020	3 YR AVG 17, 18, 19
DISPATCHED CALLS	1,087	1,130	-3.81%	6,581	6,003
OFFICER INITIATED	4,510	3,048	47.97%	19,535	21,709
ROUTINE CALLS	1,084	1,124	-3.56%	6,546	5,923
EMERGENCY CALLS	3	6	-50.00%	35	47
EMERGENCY RESPONSE TIME	4:18	3:34	20.56%	*	*

ALARM CALLS FOR SERVICE					
	June 2020	June 2019	% CHANGE	YTD 2020	3 YR AVG 17, 18, 19
TOTAL ALARMS	149	196	-23.98%	707	1,493
ASSIST FIRE	29	23	26.09%	190	308
FIRE CALLS	0	0	*	2	4

REPORT MONTH: June 2020

*Cells marked with an asterisk in the percent change field are unable to be calculated because percent change cannot be calculated if the original value is zero.

**Population figures are obtained from the Arizona Department of Administration and may differ from annual FBI Calculated population figures.

***Arizona crime totals provided from FBI UCR website.