



# PARADISE VALLEY POLICE DEPARTMENT

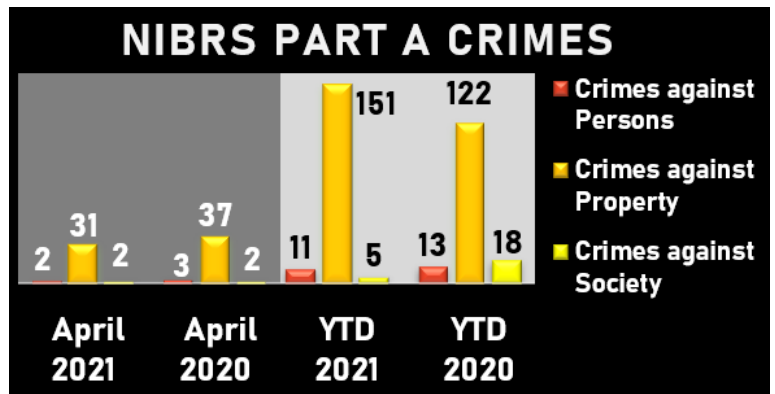
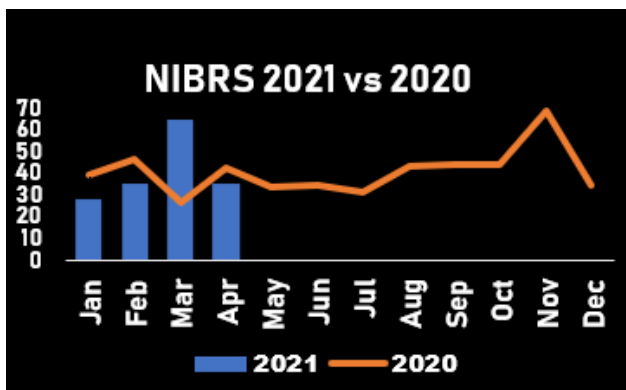
**NIBRS**  
**APRIL 2021**

Chief Peter Wingert



January 1, 2021, the FBI has retired the UCR Summary Reporting System (SRS) and transitioned to National Incident-Based Reporting System (NIBRS). The FBI's transition to a NIBRS only data collection will improve the nations crime data through rich details and greater specificity of offenses. Due to this change Paradise Valley Police will compare one-year data versus three-year data.

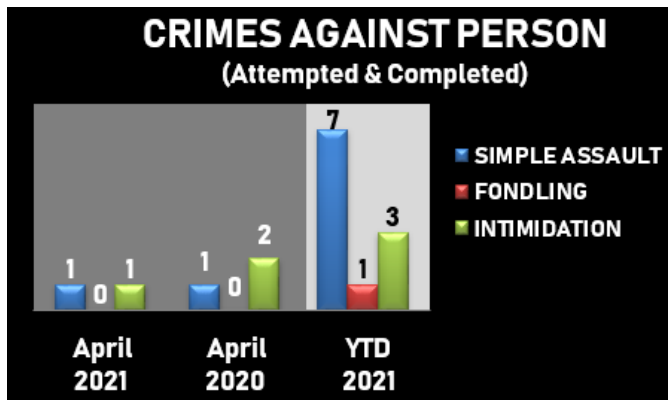
- NIBRS include: Crimes against Persons, Property & Society crimes.
  - NIBRS collects data from 52 offenses, plus 10 additional offenses for which only arrests are reported.
- In April, the Paradise Valley Police Department reported 35 crimes to the FBI.
  - There were 2 crime against persons, 31 property crimes and 2 crime against society.



## CRIMES AGAINST PERSONS

Crimes Against Persons, e.g., murder, rape, and assault, are those whose victims are always individuals.

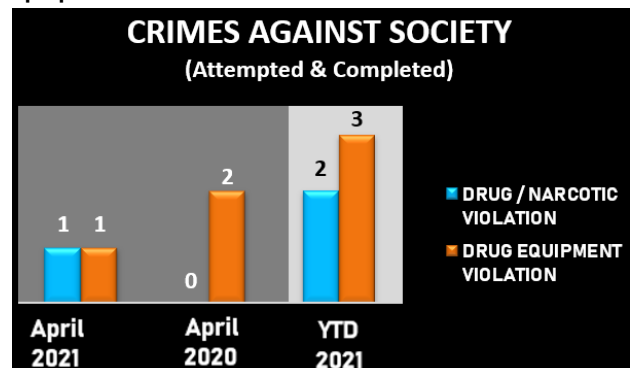
In April, persons crimes consisted of 1 simple assault and 1 intimidation case.



## CRIMES AGAINST SOCIETY

Crimes Against Society, e.g., gambling, prostitution, and drug violations; they are typically crimes in which property is not the object.

In April, society crimes consisted of 1 drug/narcotic violation and 1 drug equipment violation.





# PARADISE VALLEY POLICE DEPARTMENT

## NIBRS APRIL 2021

Chief Peter Wingert

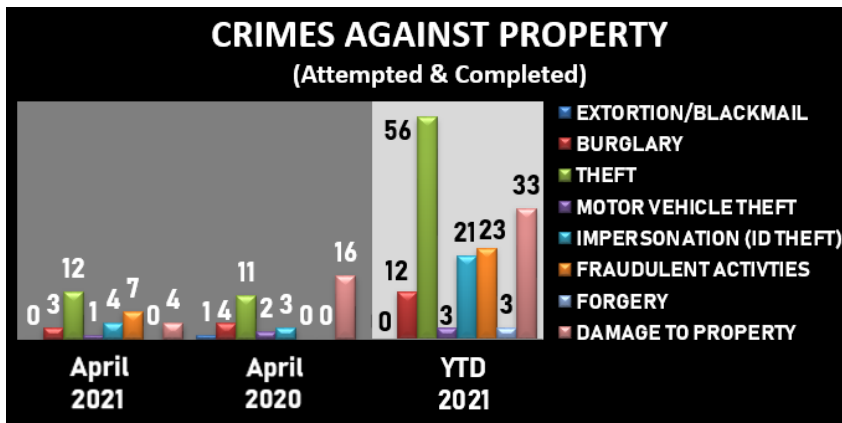
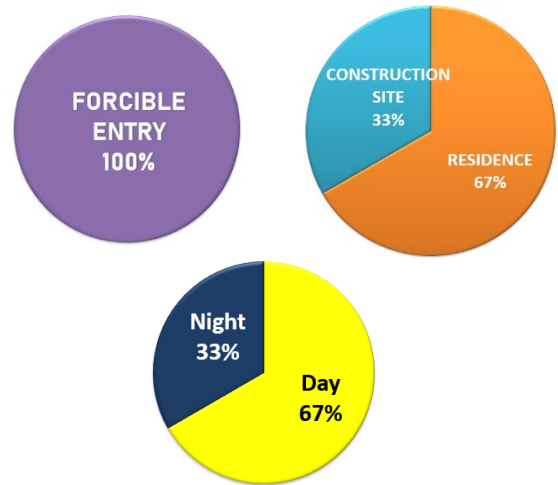


### CRIMES AGAINST PROPERTY

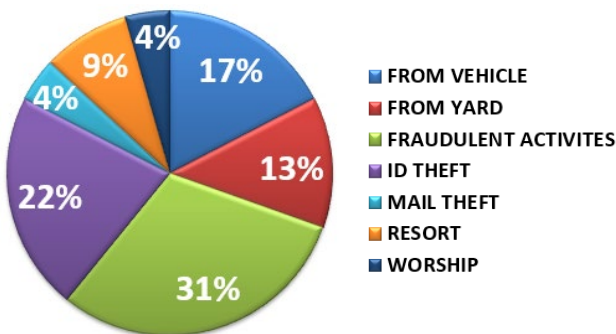
Crimes Against Property, e.g., robbery, bribery, and burglary, is to obtain money, property, or some other benefit.

In April, property crimes consisted 3 burglaries, 12 thefts, 4 impersonation (ID theft), 7 fraudulent activities, 4 property damage cases and 1 motor vehicle theft.

### BURGLARY ANALYSIS



### THEFT ANALYSIS



### MOTOR VEHICLE THEFT ANALYSIS

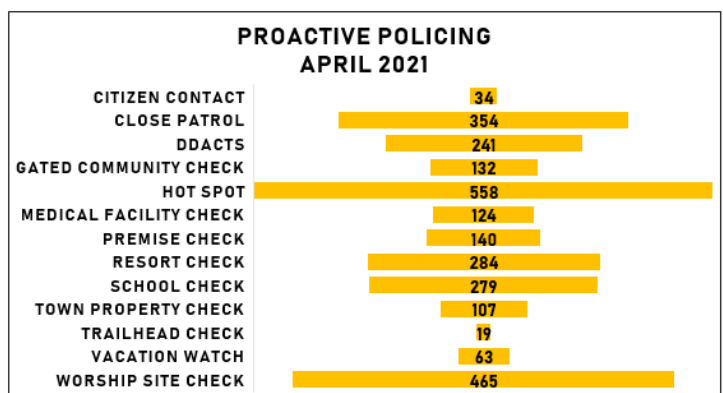


### THEFT FROM VEHICLE ANALYSIS



*Take your keys,  
lock your car,  
and hide your  
valuables.*

### PROACTIVE POLICING





# PARADISE VALLEY POLICE DEPARTMENT



## NIBRS APRIL 2021

Chief Peter Wingert

### COMMUNICATIONS

Dispatched Calls increased

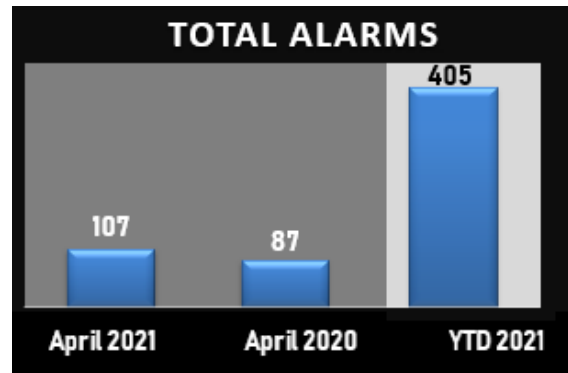
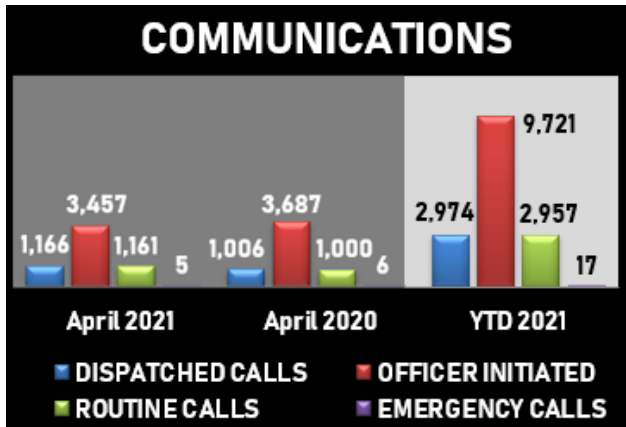
**16%**

In April, there were **1,161** routine calls, **1,166** dispatched calls, and **5** emergency calls. Officer Initiated Activity was at **3,457**. The average response time for priority one calls was **4:19**.

In April, there were **107** alarms. Officers assisted Phoenix Fire **23** times in April.

Alarms increased

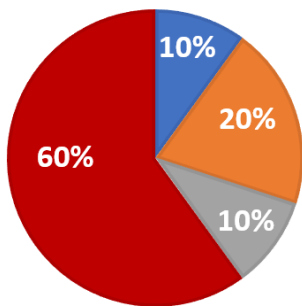
**23%**



### TRAFFIC

In April, there were **8** non-injury collisions and **2** injury collisions.

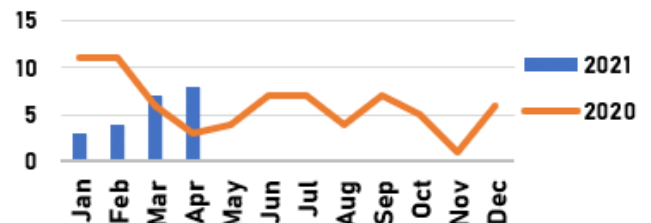
Officers wrote **479** traffic citations, parking violations and traffics warnings in April.



**80%**  
of collisions occurred on Lincoln and/or Tatum

- Following Too Closely
- Unknown
- No Improper Action
- Speed Too Fast For Conditions

### COLLISIONS ON LINCOLN OR TATUM





# PARADISE VALLEY POLICE DEPARTMENT

## NIBRS APRIL 2021

Chief Peter Wingert



NIBRS Summary	APRIL 2021	APRIL 2020	% CHANGE	YTD 2021
CRIMES REPORTED	35	42	-16.67%	167

CRIMES AGAINST PERSONS (Group A Attempted)					
		APRIL 2021	APRIL 2020	% CHANGE	YTD 2021
11D	Fondling	0	0	*	1
13B	Simple Assault	1	1	0.00%	7
13C	Intimidation	1	2	-50.00%	3
<b>TOTAL PERSONS CRIME</b>		<b>2</b>	<b>3</b>	<b>-33.33%</b>	<b>11</b>

CRIMES AGAINST SOCIETY (Group A Attempted & Completed)					
		APRIL 2021	APRIL 2020	% CHANGE	YTD 2021
35A	Drug/Narcotic Violations	1	0	*	2
35B	Drug Equipment Violations	1	2	-50.00%	3
<b>TOTAL SOCIETY CRIME</b>		<b>2</b>	<b>2</b>	<b>0.00%</b>	<b>5</b>

TRAFFIC					
		APRIL 2021	APRIL 2020	% CHANGE	YTD 2021
INJURY COLLISIONS		2	0	*	11
NON-INJURY COLLISIONS		8	4	100.00%	27
TRAFFIC CITATIONS/WARNINGS		479	38	1160.53%	785
DUI ARRESTS		7	1	600.00%	16

TELE-COMMUNICATIONS					
		APRIL 2021	APRIL 2020	% CHANGE	YTD 2021
DISPATCHED CALLS		1,166	1,006	15.90%	2,974
OFFICER INITIATED		3,457	3,687	-6.24%	9,721
ROUTINE CALLS		1,161	1,000	16.10%	2,957
EMERGENCY CALLS		5	6	-16.67%	17
EMERGENCY RESPONSE TIME		4:19	3:52	11.64%	*

MOTOR VEHICLE THEFT- ANALYSIS					
		APRIL 2021	APRIL 2020	% CHANGE	YTD 2021
FORCIBLE ENTRY		0	0	*	1
NON-FORCIBLE ENTRY		1	2	-50.00%	2

VEHICLE RECOVERY ANALYSIS					
		APRIL 2021	APRIL 2020	% CHANGE	YTD 2021
STOLEN LOCALLY, RECVD BY OTHER		0	2	-100.00%	0
STOLEN OUT OF TOWN, RECVD LOCAL		1	0	*	2

ALARM CALLS FOR SERVICE					
		APRIL 2021	APRIL 2020	% CHANGE	YTD 2021
TOTAL ALARMS		107	87	22.99%	405
ASSIST FIRE		23	25	-8.00%	132

YTD CRIMES PER 1,000	2021	2020	% CHANGE	
TOTAL PERSON & PROPERTY INDEX PER 1,000	167	153	9.15%	2019 Population**
	11.41	10.45	9.15%	14,637
***IN 2019, ARIZONA AVERAGE WAS 28.95 CRIMES PER 1,000				
***IN 2018, PARADISE VALLEY WAS ARIZONA'S 2ND SAFEST MUNICIPALITY				

PROPERTY CRIMES (Group A Attempted & Completed)					
		APRIL 2021	APRIL 2020	% CHANGE	YTD 2021
210	Extortion/Blackmail	0	1	-100.00%	0
220	Burglary/Breaking & Entering	3	4	-25.00%	12
23F	Theft from Motor Vehicle	4	1	300.00%	15
23H	All Other Larceny	8	10	-20.00%	41
240	Motor Vehicle Theft	1	2	-50.00%	3
250	Counterfeiting/Forgery	0	0	*	3
26A	False Pretense/Swindle	7	0	*	23
26C	Impersonation	4	3	33.33%	21
290	Damage to Property	4	16	-75.00%	33
<b>TOTAL PROPERTY CRIMES</b>		<b>31</b>	<b>37</b>	<b>-16.22%</b>	<b>151</b>

BURGLARY - METHOD OF ENTRY ANALYSIS					
		APRIL 2021	APRIL 2020	% CHANGE	YTD 2021
FORCIBLE ENTRY		3	2	50.00%	4
NON-FORCIBLE ENTRY		0	2	-100.00%	8

BURGLARY - LOCATION ANALYSIS					
		APRIL 2021	APRIL 2020	% CHANGE	YTD 2021
DAY		2	1	100.00%	3
NIGHT		1	2	-50.00%	9
UNKNOWN		0	1	-100.00%	0

BURGLARY - LOCATION ANALYSIS					
		APRIL 2021	APRIL 2020	% CHANGE	YTD 2021
RESIDENTIAL		2	2	0.00%	3
CONSTRUCTION SITE		1	2	-50.00%	1
SITE OF WORSHIP		0	0	*	1
RESORT		0	0	*	7

THEFT- ANALYSIS					
		APRIL 2021	APRIL 2020	% CHANGE	YTD 2021
FROM VEHICLE OR VEHICLE PARTS		4	3	33.33%	19
FROM RESORT		2	0	*	5
FRAUDULENT ACTIVITIES		7	0	*	28
ID THEFT		5	3	66.67%	25
FROM YARD		3	1	200.00%	7
FROM RESIDENCE		0	1	-100.00%	1
PACKAGE/MAIL THEFT		1	6	-83.33%	15
CONSTRUCTION SITE		0	0	*	1
MEDICAL CENTER		0	0	*	1
WORSHIP SITE		1	0	*	1

\*Cells marked with an asterisk in the percent change field are unable to be calculated because percent change cannot be calculated if the original value is zero.

\*\*Population figures are obtained from the Arizona Department of Administration and may differ from annual FBI Calculated population figures.

\*\*\*Arizona crime totals provided from FBI UCR website.