



PARADISE VALLEY POLICE DEPARTMENT

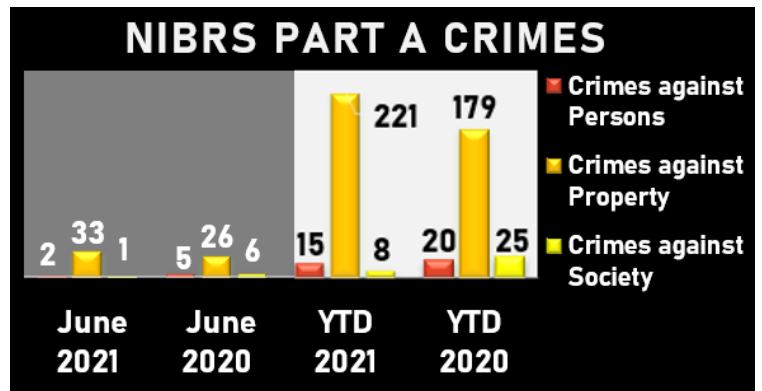
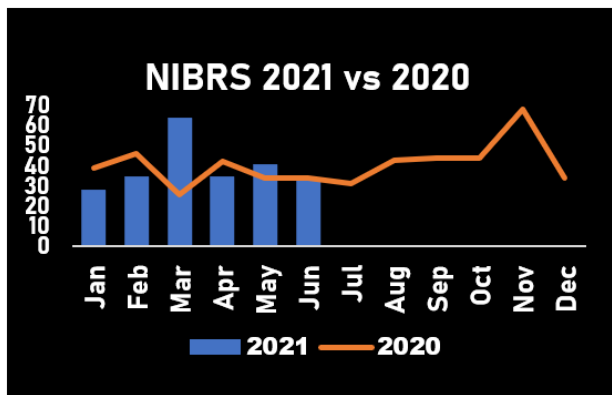
NIBRS JUNE 2021

Chief Peter Wingert



January 1, 2021, the FBI has retired the UCR Summary Reporting System (SRS) and transitioned to National Incident-Based Reporting System (NIBRS). The FBI's transition to a NIBRS only data collection will improve the nations crime data through rich details and greater specificity of offenses. Due to this change Paradise Valley Police will compare one-year data versus three-year data.

- NIBRS include: Crimes against Persons, Property & Society crimes.
 - NIBRS collects data from 52 offenses, plus 10 additional offenses for which only arrests are reported.
- In June, the Paradise Valley Police Department reported 36 crimes to the FBI.
 - There were 2 crime against persons, 33 property crimes and 1 crime against society.




CRIMES AGAINST PERSONS

Crimes Against Persons, e.g., murder, rape, and assault, are those whose victims are always individuals.

Simple Assaults decreased

33%

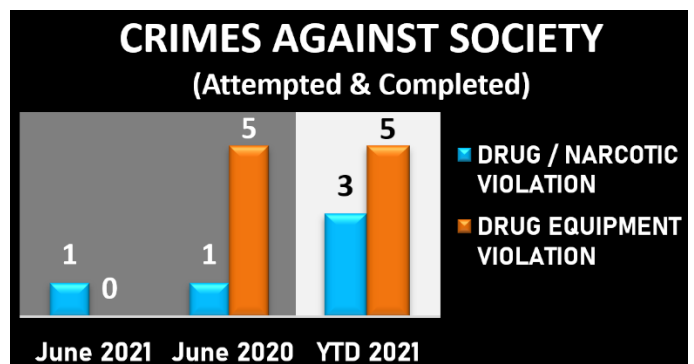
In June, persons crimes consisted of 2 simple assaults cases.



CRIMES AGAINST SOCIETY

Crimes Against Society, e.g., gambling, prostitution, and drug violations; they are typically crimes in which property is not the object.

In June, society crimes consisted of 1 drug /narcotic violation.





PARADISE VALLEY POLICE DEPARTMENT

NIBRS JUNE 2021

Chief Peter Wingert



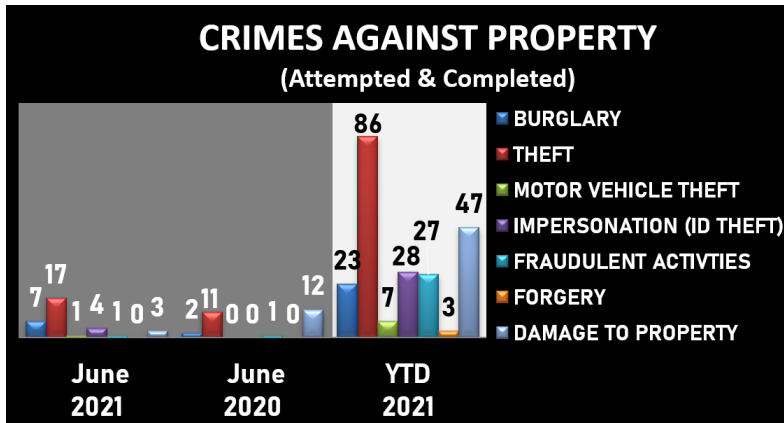
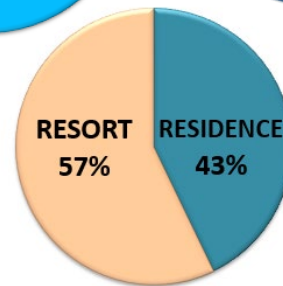
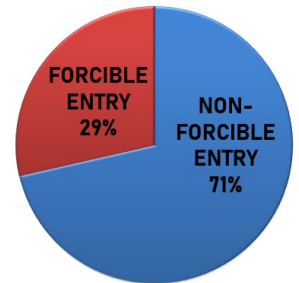
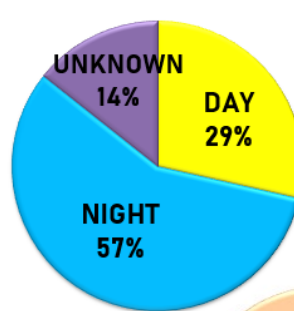
CRIMES AGAINST PROPERTY

Crimes Against Property, e.g., robbery, bribery, and burglary, is to obtain money, property, or some other benefit.

BURGLARY ANALYSIS

Thefts decreased
55%

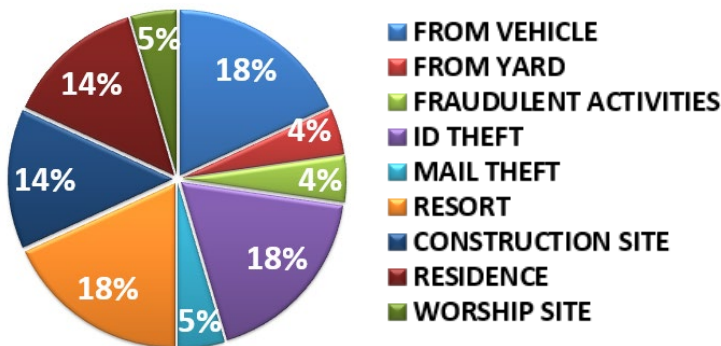
In June, property crimes consisted 7 burglaries, 17 thefts, 4 impersonation (ID theft), 1 fraudulent activity, 3 property damage cases and 1 motor vehicle theft.



MOTOR VEHICLE THEFT ANALYSIS

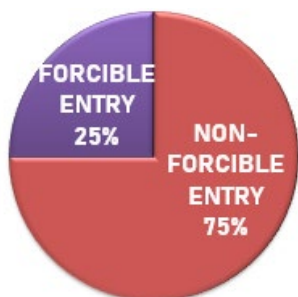


THEFT ANALYSIS



PROACTIVE POLICING

THEFT FROM VEHICLE ANALYSIS



*Take your keys,
lock your car,
and hide your
valuables.*

PROACTIVE POLICING JUNE 2021

CITIZEN CONTACT	26
CLOSE PATROL	367
CPTD	12
DDACTS	108
GATED COMMUNITY CHECK	69
HOT SPOT	545
MEDICAL FACILITY CHECK	80
PREMISE CHECK	78
RESORT CHECK	254
SCHOOL CHECK	289
TOWN PROPERTY CHECK	90
TRAILHEAD CHECK	19
VACATION WATCH	438
WORSHIP SITE CHECK	431



PARADISE VALLEY POLICE DEPARTMENT



NIBRS JUNE 2021

Chief Peter Wingert

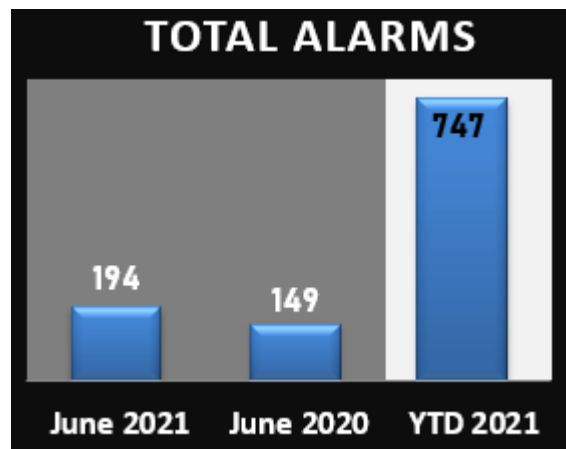
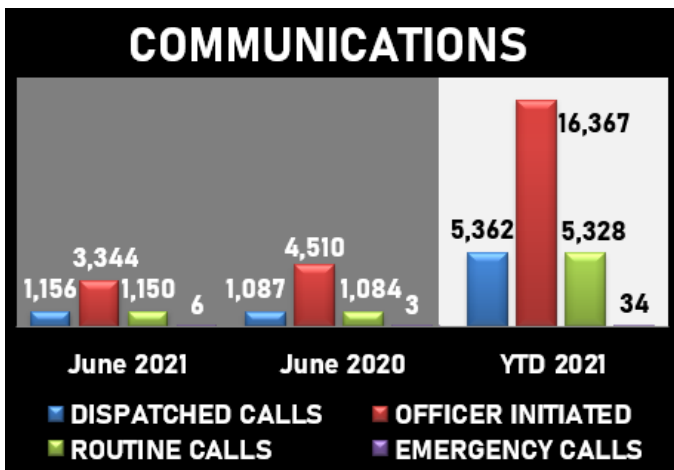
COMMUNICATIONS

In June, there were **1,150** routine calls, **1,156** dispatched calls, and **6** emergency calls. Officer Initiated Activity was at **3,344**. The average response time for priority one calls was **2:50**.

Emergency Calls increased **100%**

In June, there were **194** alarms. Officers assisted Phoenix Fire **18** times in June.

Alarms increased **30%**



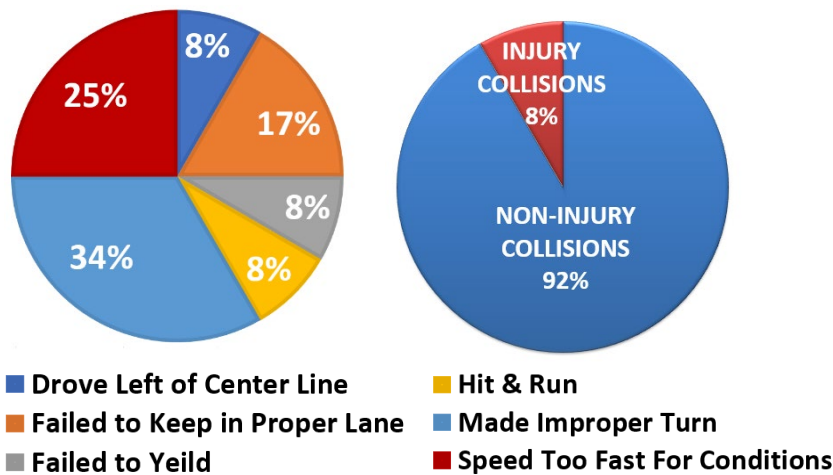
TRAFFIC

In June, there were **11** non-injury collisions and **1** injury collision.

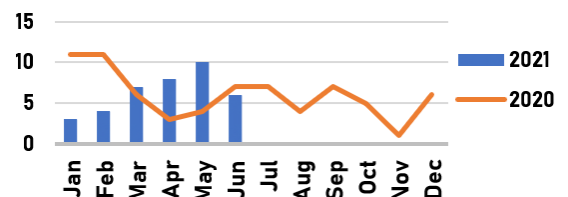
Injury Collisions decreased **50%**

Officers wrote **397** traffic citations, parking violations and traffics warnings in June.

50% of collisions occurred on Lincoln and/or Tatum



COLLISIONS ON LINCOLN OR TATUM





PARADISE VALLEY POLICE DEPARTMENT

NIBRS JUNE 2021

Chief Peter Wingert



NIBRS Summary	JUNE 2021	JUNE 2020	% CHANGE	YTD 2021
CRIMES REPORTED	36	37	-2.70%	244

YTD CRIMES PER 1,000	2021	2020	% CHANGE	2019 Population**
TOTAL PERSON & PROPERTY INDEX PER 1,000	244	224	8.93%	14,637
***IN 2019, ARIZONA AVERAGE WAS 28.95 CRIMES PER 1,000				
***IN 2018, PARADISE VALLEY WAS ARIZONA'S 2ND SAFEST MUNICIPALITY				

CRIMES AGAINST PERSONS (Group A Attempted & Completed)					
	JUNE 2021	JUNE 2020	% CHANGE	YTD 2021	
11D Fondling	0	0	*	1	
13A Aggravated Assault	0	2	-100.00%	1	
13B Simple Assault	2	3	-33.33%	10	
13C Intimidation	0	0	*	3	
TOTAL PERSONS CRIME	2	5	-60.00%	15	

CRIMES AGAINST SOCIETY (Group A Attempted & Completed)					
	JUNE 2021	JUNE 2020	% CHANGE	YTD 2021	
35A Drug/Narcotic Violations	1	1	0.00%	3	
35B Drug Equipment Violations	0	5	-100.00%	5	
TOTAL SOCIETY CRIME	1	6	-83.33%	8	

MOTOR VEHICLE THEFT- ANALYSIS					
	JUNE 2021	JUNE 2020	% CHANGE	YTD 2021	
FORCIBLE ENTRY	0	0	*	1	
NON-FORCIBLE ENTRY	1	0	*	6	

VEHICLE RECOVERY ANALYSIS					
	JUNE 2021	JUNE 2020	% CHANGE	YTD 2021	
STOLEN LOCALLY, RECVD BY OTHER	1	0	*	4	
STOLEN OUT OF TOWN, RECVD LOCAL	0	0	*	3	

TRAFFIC					
	JUNE 2021	JUNE 2020	% CHANGE	YTD 2021	
INJURY COLLISIONS	1	2	-50.00%	13	
NON-INJURY COLLISIONS	11	10	10.00%	52	
TRAFFIC CITATIONS/WARNINGS	397	83	378.31%	1,605	
DUI ARRESTS	4	7	-42.86%	24	

TELE-COMMUNICATIONS					
	JUNE 2021	JUNE 2020	% CHANGE	YTD 2021	
DISPATCHED CALLS	1,156	1,087	6.35%	5,362	
OFFICER INITIATED	3,344	4,510	-25.85%	16,367	
ROUTINE CALLS	1,150	1,084	6.09%	5,328	
EMERGENCY CALLS	6	3	100.00%	34	
EMERGENCY RESPONSE TIME	2:50	4:18	-34.11%	*	

ALARM CALLS FOR SERVICE					
	JUNE 2021	JUNE 2020	% CHANGE	YTD 2021	
TOTAL ALARMS	194	149	30.20%	747	
ASSIST FIRE	18	29	-37.93%	177	
FIRE CALLS	0	0	*	0	

PROPERTY CRIMES (Group A Attempted & Completed)					
	JUNE 2021	JUNE 2020	% CHANGE	YTD 2021	
220 Burglary/Breaking & Entering	7	2	250.00%	23	
23F Theft from Motor Vehicle	3	2	50.00%	21	
23H All Other Larceny	14	9	55.56%	65	
240 Motor Vehicle Theft	1	0	*	7	
250 Counterfeiting/Forgery	0	0	*	3	
26A False Pretense/Swindle	1	1	0.00%	27	
26B Credit Card/ATM Fraud	0	0	*	0	
26C Impersonation	4	0	*	28	
290 Damage to Property	3	12	-75.00%	47	
TOTAL PROPERTY CRIMES	33	26	26.92%	221	

BURGLARY - METHOD OF ENTRY ANALYSIS					
	JUNE 2021	JUNE 2020	% CHANGE	YTD 2021	
FORCIBLE ENTRY	2	0	*	8	
NON-FORCIBLE ENTRY	5	2	150.00%	15	

BURGLARY - LOCATION ANALYSIS					
	JUNE 2021	JUNE 2020	% CHANGE	YTD 2021	
DAY	2	0	*	7	
NIGHT	4	2	100.00%	15	
UNKNOWN	1	0	*	1	

BURGLARY - LOCATION ANALYSIS					
	JUNE 2021	JUNE 2020	% CHANGE	YTD 2021	
RESIDENTIAL	3	1	200.00%	7	
CONSTRUCTION SITE	0	0	*	3	
SITE OF WORSHIP	0	0	*	1	
RESORT	4	1	300.00%	12	

THEFT - ANALYSIS					
	JUNE 2021	JUNE 2020	% CHANGE	YTD 2021	
FROM VEHICLE OR VEHICLE PARTS	4	2	100.00%	28	
FROM RESORT	4	4	0.00%	10	
FRAUDULENT ACTIVITIES	1	1	0.00%	32	
ID THEFT	4	0	*	32	
FROM YARD	1	1	0.00%	11	
FROM RESIDENCE	3	2	50.00%	4	
PACKAGE/MAIL THEFT	1	2	-50.00%	18	
CONSTRUCTION SITE	3	0	*	6	
MEDICAL CENTER	0	0	*	1	
WORSHIP SITE	1	0	*	2	

THEFT FROM VEHICLE- ANALYSIS					
	JUNE 2021	JUNE 2020	% CHANGE	YTD 2021	
FORCIBLE ENTRY	1	1	0.00%	6	
NON-FORCIBLE ENTRY	3	1	200.00%	14	

*Cells marked with an asterisk in the percent change field are unable to be calculated because percent change cannot be calculated if the original value is zero.
 **Population figures are obtained from the Arizona Department of Administration and may differ from annual FBI Calculated population figures.
 ***Arizona crime totals provided from FBI UCR website.