

RESOLUTION NUMBER 1281

**A RESOLUTION OF THE TOWN OF PARADISE
VALLEY, ARIZONA ADOPTING THE FINAL
BUDGET FOR THE FISCAL YEAR 2013/14**


WHEREAS, in accordance with the provisions of Title 42, Chapter 17, Articles 1-5, Arizona Revised Statutes (A.R.S.), the Paradise Valley Town Council did, on May 23, 2013 make an estimate of the different amounts required to meet the public expenditures/expenses for the ensuing year, also an estimate of revenues from sources other than direct taxation, and the amount to be raised by taxation upon real and personal property of the Town of Paradise Valley; and,

WHEREAS, in accordance with said chapter of said title, and following due public notice, the Council met on June 13, 2013 at which any taxpayer was privileged to appear and be heard in favor of or against any of the proposed expenditures/expenses or tax levies; and,

WHEREAS, it appears that publication has been duly made as required by law, of said estimates, together with a notice that the Town Council would meet on June 13, 2013 at the Office of the Town Council for the purpose of hearing taxpayers and adopting the Final Budget for Fiscal Year 2013/14.


NOW THEREFORE, BE IT RESOLVED, that the said estimates of revenues, and expenditures shown on the accompanying Exhibits A, C, D, E, F and G as now increased, reduced, or changed by and the same are hereby adopted as the budget of the Town of Paradise Valley for the fiscal year 2013/14.

PASSED AND ADOPTED by the affirmative vote of the Paradise Valley Town
Council this 13th day of June, 2013.




Scott P. LeMarr, Mayor

ATTEST:



Duncan Miller, Town Clerk

APPROVED AS TO FORM



Andrew M. Miller, Town Attorney

STATE OF ARIZONA)
 :SS.
COUNTY OF MARICOPA)

CERTIFICATION

I, Duncan Miller, Town Clerk of the Town of Paradise Valley, Arizona hereby certify that the following is a full, true, and correct copy of Resolution Number 1281 duly passed and adopted by a majority vote of the Town Council called and held on the 13th day of June, 2013. Said Resolution appears in the minutes of said meeting, and the same has not been rescinded or modified and is now in full force and effect.

I further certify that said municipal corporation is duly organized and existing, and has the power to take the action called for by the Resolution.



Duncan Miller

 Duncan Miller, Town Clerk

OFFICIAL BUDGET FORMS
TOWN OF PARADISE VALLEY
Fiscal Year 2014

TOWN OF PARADISE VALLEY

TABLE OF CONTENTS

Fiscal Year 2014

Resolution for the Adoption of the Budget

Schedule A—Summary Schedule of Estimated Revenues and Expenditures/Expenses

Schedule B—Tax Levy and Tax Rate Information

Schedule C—Revenues Other Than Property Taxes

Schedule D—Other Financing Sources/<Uses> and Interfund Transfers

Schedule E—Expenditures/Expenses by Fund

Schedule F—Expenditures/Expenses by Department

Schedule G—Full-Time Employees and Personnel Compensation

TOWN OF PARADISE VALLEY
Summary Schedule of Estimated Revenues and Expenditures/Expenses
Fiscal Year 2014

FUND	ADOPTED BUDGETED EXPENDITURES/EXPENSES* 2013	ACTUAL EXPENDITURES/EXPENSES** 2013	FUND BALANCE/NET POSITION*** July 1, 2013**	PROPERTY TAX REVENUES 2014	ESTIMATED REVENUES OTHER THAN PROPERTY TAXES 2014	OTHER FINANCING 2014		INTERFUND TRANSFERS 2014		TOTAL FINANCIAL RESOURCES AVAILABLE 2014	BUDGETED EXPENDITURES/EXPENSES 2014
						SOURCES	<USES>	IN	<OUT>		
1. General Fund	\$ 13,670,210	\$ 12,712,669	\$ 14,032,395	Primary:	\$ 19,316,820	\$	\$	\$	\$ 3,796,947	\$ 29,652,068	\$ 15,842,792
2. Special Revenue Funds	2,966,869	2,874,359	439,608	Secondary:	1,030,669					1,470,277	2,923,568
3. Debt Service Funds Available	1,029,355	1,029,355	5,367,077							5,367,077	1,028,307
4. Less: Amounts for Future Debt Retirement											
5. Total Debt Service Funds	1,029,355	1,029,355	5,367,077							5,367,077	1,028,307
6. Capital Projects Funds	8,497,819	4,500,000	3,060,977					3,796,947		6,867,924	9,525,143
7. Permanent Funds											
8. Enterprise Funds Available	4,085,995	3,976,959	6,135,289		5,662,000					11,697,289	5,968,231
9. Less: Amounts for Future Debt Retirement											
10. Total Enterprise Funds	4,085,995	3,976,959	6,135,289		5,662,000					11,697,289	5,968,231
11. Internal Service Funds											
12. TOTAL ALL FUNDS	\$ 30,250,238	\$ 25,093,342	\$ 29,035,346	\$	\$ 25,909,289	\$	\$	\$ 3,796,947	\$ 3,796,947	\$ 64,944,635	\$ 35,288,041

EXPENDITURE LIMITATION COMPARISON

1. Budgeted expenditures/expenses
2. Add/subtract: estimated net reconciling items
3. Budgeted expenditures/expenses adjusted for reconciling items
4. Less: estimated exclusions
5. Amount subject to the expenditure limitation
6. EEC or voter-approved alternative expenditure limitation

	2013	2014
1. Budgeted expenditures/expenses	\$ 30,250,238	\$ 35,288,041
2. Add/subtract: estimated net reconciling items	803,176	832,370
3. Budgeted expenditures/expenses adjusted for reconciling items	31,053,414	36,120,411
4. Less: estimated exclusions	7,866,506	12,287,665
5. Amount subject to the expenditure limitation	\$ 23,196,908	\$ 23,832,746
6. EEC or voter-approved alternative expenditure limitation	\$ 23,196,909	\$ 23,832,747

The city/town does not levy property taxes and does not have special assessment districts for which property taxes are levied. Therefore, Schedule B has been omitted.

* Includes Expenditure/Expense Adjustments Approved in current year from Schedule E.

** Includes actual amounts as of the date the proposed budget was prepared, adjusted for estimated activity for the remainder of the fiscal year.

*** Amounts in this column represent Fund Balance/Net Position amounts except for amounts not in spendable form (e.g., prepaids and inventories) or legally or contractually required to be maintained intact (e.g., principal of a permanent fund).

TOWN OF PARADISE VALLEY
Revenues Other Than Property Taxes
Fiscal Year 2014

SOURCE OF REVENUES	ESTIMATED REVENUES 2013	ACTUAL REVENUES* 2013	ESTIMATED REVENUES 2014
GENERAL FUND			
Local taxes			
Sales Tax	\$ 8,164,900	\$ 8,906,500	\$ 9,101,195
Bed Tax	2,703,000	2,900,000	3,045,000
Licenses and permits			
Building Permits	418,000	623,000	1,155,000
Other Permits	427,000	427,000	
Intergovernmental			
State Urban Revenue Sharing	1,309,417	1,309,417	1,430,262
State Sales Tax	1,072,011	1,072,011	1,107,745
County auto Lieu Tax	425,003	425,003	427,330
Charges for services			
Franchises	832,000	832,000	1,305,088
Licenses	234,920	242,920	
Fines and forfeits			
Court Fines	1,275,000	880,000	880,000
Interest on investments			
Interest Income	250,000	125,000	125,000
Miscellaneous			
Miscellaneous Revenue	570,000	505,000	445,000
Indirect Cost Allocation			295,000
Total General Fund	\$ 17,681,251	\$ 18,247,851	\$ 19,316,620

* Includes actual revenues recognized on the modified accrual or accrual basis as of the date the proposed budget was prepared, plus estimated revenues for the remainder of the fiscal year.

TOWN OF PARADISE VALLEY
Revenues Other Than Property Taxes
Fiscal Year 2014

SOURCE OF REVENUES	ESTIMATED REVENUES 2013	ACTUAL REVENUES* 2013	ESTIMATED REVENUES 2014
SPECIAL REVENUE FUNDS			
Highway User Fund	\$ 646,438	\$ 646,438	\$ 723,169
	\$ 646,438	\$ 646,438	\$ 723,169
Donation Fund	\$ 10,000	\$ 85,000	\$ 10,000
Grant Fund	50,000	50,000	50,000
	\$ 60,000	\$ 135,000	\$ 60,000
Court Enhancement Fund	\$	\$ 185,000	\$ 185,000
Court JCEF Fund		2,500	2,500
Court Municipal Fill the Gap Fund		60,000	60,000
	\$	\$ 247,500	\$ 247,500
	\$	\$	\$
	\$	\$	\$
	\$	\$	\$
	\$	\$	\$
	\$	\$	\$
	\$	\$	\$
	\$	\$	\$
	\$	\$	\$
	\$	\$	\$
Total Special Revenue Funds	\$ 706,438	\$ 1,028,938	\$ 1,030,669

* Includes actual revenues recognized on the modified accrual or accrual basis as of the date the proposed budget was prepared, plus estimated revenues for the remainder of the fiscal year.

TOWN OF PARADISE VALLEY
Revenues Other Than Property Taxes
Fiscal Year 2014

SOURCE OF REVENUES	ESTIMATED REVENUES 2013	ACTUAL REVENUES* 2013	ESTIMATED REVENUES 2014
DEBT SERVICE FUNDS			
Debt Service Fund	\$ -	\$ -	\$ -
	\$	\$	\$
	\$	\$	\$
	\$	\$	\$
	\$	\$	\$
	\$	\$	\$
	\$	\$	\$
Total Debt Service Funds	\$	\$	\$
CAPITAL PROJECTS FUNDS			
Capital Improvements	\$ 450,000	\$	\$
	\$ 450,000	\$	\$
	\$	\$	\$
	\$	\$	\$
	\$	\$	\$
	\$	\$	\$
Total Capital Projects Funds	\$ 450,000	\$	\$

* Includes actual revenues recognized on the modified accrual or accrual basis as of the date the proposed budget was prepared, plus estimated revenues for the remainder of the fiscal year.

TOWN OF PARADISE VALLEY
Revenues Other Than Property Taxes
Fiscal Year 2014

SOURCE OF REVENUES	ESTIMATED REVENUES 2013	ACTUAL REVENUES* 2013	ESTIMATED REVENUES 2014
PERMANENT FUNDS			
_____	\$ _____	\$ _____	\$ _____

_____	\$ _____	\$ _____	\$ _____

_____	\$ _____	\$ _____	\$ _____

_____	\$ _____	\$ _____	\$ _____

_____	\$ _____	\$ _____	\$ _____

_____	\$ _____	\$ _____	\$ _____

Total Permanent Funds	\$ _____	\$ _____	\$ _____
ENTERPRISE FUNDS			
Alarm Fund	\$ 256,000	\$ 240,000	\$ 240,000
Wastewater Utility Fund	2,080,500	2,070,000	2,070,000
Wastewater Impact Fee Fund		35,000	35,000
Fire Service Fund	1,372,441	1,608,500	3,217,000
	\$ 3,708,941	\$ 3,953,500	\$ 5,562,000

_____	\$ _____	\$ _____	\$ _____

_____	\$ _____	\$ _____	\$ _____

_____	\$ _____	\$ _____	\$ _____

Total Enterprise Funds	\$ 3,708,941	\$ 3,953,500	\$ 5,562,000

* Includes actual revenues recognized on the modified accrual or accrual basis as of the date the proposed budget was prepared, plus estimated revenues for the remainder of the fiscal year.

TOWN OF PARADISE VALLEY
Revenues Other Than Property Taxes
Fiscal Year 2014

<u>SOURCE OF REVENUES</u>	<u>ESTIMATED REVENUES 2013</u>	<u>ACTUAL REVENUES* 2013</u>	<u>ESTIMATED REVENUES 2014</u>
INTERNAL SERVICE FUNDS			
	\$ _____	\$ _____	\$ _____
	_____	_____	_____
	_____	_____	_____
	\$ _____	\$ _____	\$ _____
	_____	_____	_____
	\$ _____	\$ _____	\$ _____
	_____	_____	_____
	_____	_____	_____
	\$ _____	\$ _____	\$ _____
	_____	_____	_____
	_____	_____	_____
	\$ _____	\$ _____	\$ _____
	_____	_____	_____
	_____	_____	_____
	\$ _____	\$ _____	\$ _____
	_____	_____	_____
Total Internal Service Funds	\$ _____	\$ _____	\$ _____
TOTAL ALL FUNDS	\$ <u>22,546,630</u>	\$ <u>23,230,289</u>	\$ <u>25,909,289</u>

* Includes actual revenues recognized on the modified accrual or accrual basis as of the date the proposed budget was prepared, plus estimated revenues for the remainder of the fiscal year.

TOWN OF PARADISE VALLEY
Other Financing Sources/<Uses> and Interfund Transfers
Fiscal Year 2014

FUND	OTHER FINANCING 2014		INTERFUND TRANSFERS 2014	
	SOURCES	<USES>	IN	<OUT>
GENERAL FUND				
	\$	\$	\$	\$ 3,796,947
Total General Fund	\$	\$	\$	\$ 3,796,947
SPECIAL REVENUE FUNDS				
Total Special Revenue Funds	\$	\$	\$	\$
DEBT SERVICE FUNDS				
	\$	\$	\$	\$
Total Debt Service Funds	\$	\$	\$	\$
CAPITAL PROJECTS FUNDS				
	\$	\$	\$ 3,796,947	\$
Total Capital Projects Funds	\$	\$	\$ 3,796,947	\$
PERMANENT FUNDS				
	\$	\$	\$	\$
Total Permanent Funds	\$	\$	\$	\$
ENTERPRISE FUNDS				
	\$	\$	\$	\$
Total Enterprise Funds	\$	\$	\$	\$
INTERNAL SERVICE FUNDS				
	\$	\$	\$	\$
Total Internal Service Funds	\$	\$	\$	\$
TOTAL ALL FUNDS	\$	\$	\$ 3,796,947	\$ 3,796,947

TOWN OF PARADISE VALLEY
Expenditures/Expenses by Fund
Fiscal Year 2014

FUND/DEPARTMENT	ADOPTED BUDGETED EXPENDITURES/ EXPENSES 2013	EXPENDITURE/ EXPENSE ADJUSTMENTS APPROVED 2013	ACTUAL EXPENDITURES/ EXPENSES* 2013	BUDGETED EXPENDITURES/ EXPENSES 2014
GENERAL FUND				
Mayor & Council	\$ 52,960	\$	\$ 46,110	\$ 102,610
Tourisim Promotion		1,000,200	1,000,200	1,082,225
Town Manager	610,413	91,442	712,705	658,477
Town Attorney	474,194	135,780	609,974	518,699
Finance	921,129	65,855	959,799	1,479,697
Non-Departmental	1,432,600	(1,432,600)		
Community Development	972,048	162,677	1,130,278	1,123,098
Municipal Court	476,099	(42,928)	433,171	491,102
Public Works	914,663	123,946	1,049,207	1,220,200
Police	5,494,725	266,010	5,664,247	6,070,951
Fire Service	2,214,203	(1,107,225)	1,106,978	
Payroll Merit Allowance				225,000
Operating Contingency	482,471	(245,628)		470,734
Emergency Contingency	2,800,000	(2,192,824)		2,400,000
Total General Fund	\$ 16,845,505	\$ (3,175,295)	\$ 12,712,669	\$ 15,842,792
SPECIAL REVENUE FUNDS				
Highway User Revenue Fund	\$ 2,885,237	\$ (119,878)	\$ 2,695,359	\$ 2,719,068
Fire Service Fund				
Donations Fund	17,354	66,646	84,000	7,000
Grants Fund	50,000		50,000	50,000
Court Enhancement Fund		5,000	5,000	145,000
JCEF		2,500		2,500
Municipal Fill the Gap		60,000	40,000	
Total Special Revenue Funds	\$ 2,952,591	\$ 14,268	\$ 2,874,359	\$ 2,923,568
DEBT SERVICE FUNDS				
Debt Service Fund	\$ 1,029,355	\$	\$ 1,029,355	\$ 1,028,307
Total Debt Service Funds	\$ 1,029,355	\$	\$ 1,029,355	\$ 1,028,307
CAPITAL PROJECTS FUNDS				
Capital Improvement Fund	\$ 6,304,995	\$ 2,192,824	\$ 4,500,000	\$ 9,525,143
Total Capital Projects Funds	\$ 6,304,995	\$ 2,192,824	\$ 4,500,000	\$ 9,525,143
PERMANENT FUNDS				
Total Permanent Funds	\$	\$	\$	\$
ENTERPRISE FUNDS				
Alarm Service Fund	\$ 115,020	\$ 3,882	\$ 80,755	\$ 100,600
Fire Service Fund	334,941	962,443	1,289,322	2,903,500
Wastewater Utility Fund	2,667,831	(957,329)	1,646,925	1,954,400
Wastewater Impact Fee Fund		959,207	959,957	1,009,731
Total Enterprise Funds	\$ 3,117,792	\$ 968,203	\$ 3,976,959	\$ 5,968,231
INTERNAL SERVICE FUNDS				
Total Internal Service Funds	\$	\$	\$	\$
TOTAL ALL FUNDS	\$ 30,250,238	\$ 0	\$ 25,093,342	\$ 35,288,041

* Includes actual expenditures/expenses recognized on the modified accrual or accrual basis as of the date the proposed budget was prepared, plus estimated expenditures/expenses for the remainder of the fiscal year.

TOWN OF PARADISE VALLEY
Expenditures/Expenses by Department
Fiscal Year 2014

DEPARTMENT/FUND	ADOPTED	EXPENDITURE/	ACTUAL	BUDGETED
	BUDGETED	EXPENSE	EXPENDITURES/	EXPENDITURES/
	EXPENDITURES/	ADJUSTMENTS	EXPENSES*	EXPENSES
	EXPENSES	APPROVED		
	2013	2013	2013	2014
Mayor & Council				
General Fund	\$ 52,960	\$	\$ 46,110	102,610
Department Total	\$ 52,960	\$	\$ 46,110	102,610
Tourism & Promotion				
General Fund	\$	\$ 1,000,200	\$ 1,000,200	1,082,225
Department Total	\$	\$ 1,000,200	\$ 1,000,200	1,082,225
Town Manager				
General Fund	\$ 610,413	\$ 91,442	\$ 712,705	658,477
Department Total	\$ 610,413	\$ 91,442	\$ 712,705	658,477
Town Attorney				
General Fund	\$ 474,194	\$ 135,780	\$ 609,974	518,699
Department Total	\$ 474,194	\$ 135,780	\$ 609,974	518,699
Finance				
General Fund	\$ 921,129	\$ 65,855	\$ 959,799	1,479,697
Department Total	\$ 921,129	\$ 65,855	\$ 959,799	1,479,697
Non-Departmental				
General Fund	\$ 1,432,600	\$ (1,432,600)	\$	
Donations Spec Revenue Fund	\$ 10,000	\$ 66,646	\$ 76,646	7,000
Grants Spec Revenue Fund	\$ 50,000	\$	\$ 50,000	50,000
Department Total	\$ 1,492,600	\$ (1,365,954)	\$ 126,646	57,000
Community Development				
General Fund	\$ 972,048	\$ 162,677	\$ 1,130,278	1,123,098
Department Total	\$ 972,048	\$ 162,677	\$ 1,130,278	1,123,098
Municipal Court				
Special Revenue Court Enh	\$	\$ 5,000	\$ 5,000	145,000
Special Revenue JCEF	\$	\$ 2,500	\$	2,500
Special Revenue MFTG	\$	\$ 60,000	\$ 40,000	
General Fund	\$ 476,099	\$ (42,928)	\$ 433,171	491,102
Department Total	\$ 476,099	\$ 24,572	\$ 478,171	638,602
Public Works				
General Fund	\$ 914,663	\$ 123,946	\$ 1,049,207	1,220,200
Grants Fund	\$	\$	\$	
HURF Special Revenue Fund	\$ 2,885,237	\$ (119,878)	\$ 2,695,359	2,719,068
Department Total	\$ 3,799,900	\$ 4,068	\$ 3,744,566	3,939,268
Police				
General Fund	\$ 5,494,725	\$ 266,010	\$ 5,664,247	6,070,951
Donations Fund	\$ 7,354	\$	\$ 7,354	
Grant Fund	\$	\$	\$	
Department Total	\$ 5,502,079	\$ 266,010	\$ 5,671,601	6,070,951
Fire Services				
General Fund	\$ 2,214,203	\$ (1,107,225)	\$ 1,106,978	
Fire Service Fund	\$ 334,941	\$ 962,443	\$ 1,289,322	2,903,500
Debt Service Fund	\$ 759,252	\$	\$ 759,252	758,479
Department Total	\$ 3,308,396	\$ (144,782)	\$ 3,155,552	3,661,979
Capital Improvement Program				
Capital Project Fund	\$ 6,304,995	\$ 2,192,824	\$ 4,500,000	9,525,143
Department Total	\$ 6,304,995	\$ 2,192,824	\$ 4,500,000	9,525,143
Alarm Services				
Enterprise Fund	\$ 115,020	\$ 3,882	\$ 80,755	100,600
Department Total	\$ 115,020	\$ 3,882	\$ 80,755	100,600
Wastewater Utility				
Enterprise Fund	\$ 2,667,831	\$ (957,329)	\$ 1,646,925	1,954,400
Wastewater Impact Fee Fund	\$	\$ 959,207	\$ 959,957	1,009,730
Debt Service Fund	\$ 270,103	\$ -	\$ 270,103	269,828
Department Total	\$ 2,937,934	\$ 1,878	\$ 2,876,985	3,233,958
Contingencies				
General Fund	482,471	\$ (245,628)	\$	470,734
General Fund	\$	\$	\$	225,000
General Fund	\$ 2,800,000	\$ (2,192,824)	\$	2,400,000
Department Total	\$ 3,282,471	\$ (2,438,452)	\$	3,095,734
TOTAL ALL DEPARTMENTS	\$ 30,250,238	\$ -	\$ 25,093,342	\$ 35,288,041

TOWN OF PARADISE VALLEY
Full-Time Employees and Personnel Compensation
Fiscal Year 2014

FUND	Full-Time Equivalent (FTE) 2014	Employee Salaries and Hourly Costs 2014	Retirement Costs 2014	Healthcare Costs 2014	Other Benefit Costs 2014	Total Estimated Personnel Compensation 2014
GENERAL FUND	86	\$ 5,944,423	\$ 1,954,742	\$ 869,600	\$ 430,255	= \$ 9,199,020
SPECIAL REVENUE FUNDS		\$	\$	\$	\$	= \$
_____		\$	\$	\$	\$	= \$
_____		\$	\$	\$	\$	= \$
Total Special Revenue Funds		\$	\$	\$	\$	= \$
DEBT SERVICE FUNDS		\$	\$	\$	\$	= \$
_____		\$	\$	\$	\$	= \$
_____		\$	\$	\$	\$	= \$
Total Debt Service Funds		\$	\$	\$	\$	= \$
CAPITAL PROJECTS FUNDS		\$	\$	\$	\$	= \$
_____		\$	\$	\$	\$	= \$
_____		\$	\$	\$	\$	= \$
Total Capital Projects Funds		\$	\$	\$	\$	= \$
PERMANENT FUNDS		\$	\$	\$	\$	= \$
_____		\$	\$	\$	\$	= \$
_____		\$	\$	\$	\$	= \$
Total Permanent Funds		\$	\$	\$	\$	= \$
ENTERPRISE FUNDS		\$	\$	\$	\$	= \$
_____		\$	\$	\$	\$	= \$
_____		\$	\$	\$	\$	= \$
Total Enterprise Funds		\$	\$	\$	\$	= \$
TOTAL ALL FUNDS	86	\$ 5,944,423	\$ 1,954,742	\$ 869,600	\$ 430,255	= \$ 9,199,020