

RESOLUTION NUMBER 2016-12

A RESOLUTION OF THE TOWN OF PARADISE VALLEY, ARIZONA ADOPTING THE FINAL BUDGET FOR THE FISCAL YEAR 2017


WHEREAS, in accordance with the provisions of Title 42, Chapter 17, Articles 1-5, Arizona Revised Statutes (A.R.S.), the Paradise Valley Town Council did, on May 12, 2016 make an estimate of the different amounts required to meet the public expenditures/expenses for the ensuing year, also an estimate of revenues from sources other than direct taxation, and the amount to be raised by taxation upon real and personal property of the Town of Paradise Valley; and,

WHEREAS, in accordance with said chapter of said title, and following due public notice, the Council met on June 9, 2016 at which any taxpayer was privileged to appear and be heard in favor of or against any of the proposed expenditures/expenses or tax levies; and,

WHEREAS, it appears that publication has been duly made as required by law, of said estimates, together with a notice that the Town Council would meet on June 9, 2016 at the Office of the Town Council for the purpose of hearing taxpayers and adopting the Final Budget for Fiscal Year 2017.

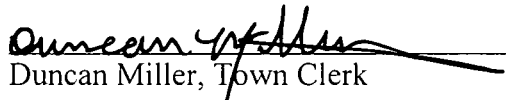
NOW THEREFORE, BE IT RESOLVED, that the said estimates of revenues, and expenditures shown on the accompanying Exhibits A, C, D, E, F and G as now increased, reduced, or changed by and the same are hereby adopted as the budget of the Town of Paradise Valley for the fiscal year 2017.

PASSED AND ADOPTED by the affirmative vote of the Paradise Valley Town
Council this 9th day of June, 2016.




Michael Collins, Mayor

ATTEST:



Duncan Miller, Town Clerk

APPROVED AS TO FORM



Andrew M. Miller, Town Attorney


STATE OF ARIZONA)
 :SS.
COUNTY OF MARICOPA)

CERTIFICATION

I, Duncan Miller, Town Clerk of the Town of Paradise Valley, Arizona hereby certify that the foregoing is a full, true, and correct copy of Resolution Number 2016-12 duly passed and adopted by a majority vote of the Town Council called and held on the 9th day of June, 2016. Said Resolution appears in the minutes of said meeting, and the same has not been rescinded or modified and is now in full force and effect.

I further certify that said municipal corporation is duly organized and existing, and has the power to take the action called for by the Resolution.




Duncan Miller, Town Clerk

TOWN OF PARADISE VALLEY
Summary Schedule of Estimated Revenues and Expenditures/Expenses
Fiscal Year 2017

Fiscal Year	S c h	FUNDS							Total All Funds	
		General Fund	Special Revenue Fund	Debt Service Fund	Capital Projects Fund	Permanent Fund	Enterprise Funds Available	Internal Service Funds		
2016	Adopted/Adjusted Budgeted Expenditures/Expenses*	E	17,730,850	6,182,587	1,025,534	9,830,200	0	6,069,736	0	40,838,907
2016	Actual Expenditures/Expenses**	E	17,730,850	3,382,587	1,025,534	3,000,000	0	6,019,736	0	31,158,707
2017	Fund Balance/Net Position at July 1***		26,899,365	302,824	2,285,693	7,197,729	0	784,666	0	37,470,277
2017	Estimated Revenues Other than Property Taxes	C	25,038,416	1,875,139	0	108,000	0	5,686,000	0	32,707,555
2017	Other Financing Sources	D	0	0	0	0	0	650,000	0	650,000
2017	Other Financing (Uses)	D	650,000	0	0	0	0	0	0	650,000
2017	Interfund Transfers In.	D	0	2,100,000	116,200	3,384,200	0	505,665	0	6,106,065
2017	Interfund Transfers (Out)	D	5,150,000	0	0	116,200	0	839,865	0	6,106,065
2017	Reduction for Amounts Not Available:									
	LESS: Amounts for Future Debt Retirement:									0
										0
										0
										0
2017	Total Financial Resources Available		46,137,781	4,277,963	2,401,893	10,573,729	0	6,786,466	0	70,177,832
2017	Budgeted Expenditures/Expenses	E	19,043,258	3,409,031	1,115,997	8,862,069	0	5,780,363	0	38,210,718

EXPENDITURE LIMITATION COMPARISON

1. Budgeted expenditures/expenses
2. Add/subtract: estimated net reconciling items
3. Budgeted expenditures/expenses adjusted for reconciling items
4. Less: estimated exclusions
5. Amount subject to the expenditure limitation
6. EEC expenditure limitation

	2016	2017
1. Budgeted expenditures/expenses	\$ 31,158,707	\$ 38,210,718
2. Add/subtract: estimated net reconciling items	900,153	422,010
3. Budgeted expenditures/expenses adjusted for reconciling items	32,058,860	38,632,728
4. Less: estimated exclusions	7,354,943	13,229,407
5. Amount subject to the expenditure limitation	\$ 24,703,917	\$ 25,403,321
6. EEC expenditure limitation	\$ 24,703,917	\$ 25,403,321

The city/town does not levy property taxes and does not have special assessment districts for which property taxes are levied. Therefore, Schedule B has been omitted.

- * Includes Expenditure/Expense Adjustments Approved in the current year from Schedule E.
- ** Includes actual amounts as of the date the proposed budget was prepared, adjusted for estimated activity for the remainder of the fiscal year.
- *** Amounts on this line represent Fund Balance/Net Position amounts except for amounts not in spendable form (e.g., prepaids and inventories) or legally or contractually required to be maintained intact (e.g., principal of a permanent fund).

TOWN OF PARADISE VALLEY
Revenues Other Than Property Taxes
Fiscal Year 2017

SOURCE OF REVENUES	ESTIMATED REVENUES 2016	ACTUAL REVENUES* 2016	ESTIMATED REVENUES 2017
GENERAL FUND			
Local taxes			
Sales Tax and Audit	\$ 10,850,000	\$ 11,191,239	\$ 11,296,436
Bed Tax	3,200,000	3,118,517	3,147,831
Licenses and permits			
Building Permits	1,454,000	1,739,448	1,702,050
Intergovernmental			
State Urban Revenue Sharing	1,543,500	1,543,526	1,647,282
State Sales Tax	1,225,000	1,228,161	1,239,706
County Auto Lieu Tax	506,700	527,697	532,657
Charges for services			
Franchises	1,145,000	1,126,174	1,283,103
Licenses			
Fines and forfeits			
Court Fines	2,523,800	3,385,985	3,347,490
Interest on investments			
Interest Income	75,000	75,000	75,000
In-lieu property taxes			
Contributions			
Voluntary contributions			
Miscellaneous			
Miscellaneous Revenue	325,200	904,700	766,861
Indirect Cost Allocation			
Total General Fund	\$ 22,848,200	\$ 24,840,447	\$ 25,038,416

* Includes actual revenues recognized on the modified accrual or accrual basis as of the date the proposed budget was prepared, plus estimated revenues for the remainder of the fiscal year.

TOWN OF PARADISE VALLEY
Revenues Other Than Property Taxes
Fiscal Year 2017

<u>SOURCE OF REVENUES</u>	<u>ESTIMATED REVENUES 2016</u>	<u>ACTUAL REVENUES* 2016</u>	<u>ESTIMATED REVENUES 2017</u>
SPECIAL REVENUE FUNDS			
Highway User Fund	\$ 800,000	\$ 831,516	\$ 813,639
	<u>\$ 800,000</u>	<u>\$ 831,516</u>	<u>\$ 813,639</u>
Donation Fund	\$ 15,000	\$ 19,000	\$ 15,000
Grant Fund	237,000	40,000	275,000
	<u>\$ 252,000</u>	<u>\$ 59,000</u>	<u>\$ 290,000</u>
Court Enhancement Fund	\$ 380,000	775,000	760,000
Court JCEF	7,000	7,000	7,000
Court MFTG	4,500	4,500	4,500
	<u>\$ 391,500</u>	<u>\$ 786,500</u>	<u>\$ 771,500</u>
Total Special Revenue Funds	\$ 1,443,500	\$ 1,677,016	\$ 1,875,139

* Includes actual revenues recognized on the modified accrual or accrual basis as of the date the proposed budget was prepared, plus estimated revenues for the remainder of the fiscal year.

TOWN OF PARADISE VALLEY
Revenues Other Than Property Taxes
Fiscal Year 2017

<u>SOURCE OF REVENUES</u>	<u>ESTIMATED REVENUES 2016</u>	<u>ACTUAL REVENUES* 2016</u>	<u>ESTIMATED REVENUES 2017</u>
DEBT SERVICE FUNDS			
Debt Service Fund	\$ _____	\$ _____	\$ _____
_____	_____	_____	_____
_____	_____	_____	_____
_____	_____	_____	_____
Total Debt Service Funds	\$ _____	\$ _____	\$ _____
CAPITAL PROJECTS FUNDS			
_____	\$ _____	\$ _____	\$ _____
_____	_____	_____	108,000
_____	_____	_____	_____
_____	\$ _____	\$ _____	\$ _____
Total Capital Projects Funds	\$ _____	\$ _____	\$ _____

* Includes actual revenues recognized on the modified accrual or accrual basis as of the date the proposed budget was prepared, plus estimated revenues for the remainder of the fiscal year.

TOWN OF PARADISE VALLEY
Revenues Other Than Property Taxes
Fiscal Year 2017

SOURCE OF REVENUES	ESTIMATED REVENUES 2016	ACTUAL REVENUES* 2016	ESTIMATED REVENUES 2017
PERMANENT FUNDS			
_____	\$ _____	\$ _____	\$ _____
_____	_____	_____	_____
_____	_____	_____	_____
_____	\$ _____	\$ _____	\$ _____
Total Permanent Funds	\$ _____	\$ _____	\$ _____
ENTERPRISE FUNDS			
Alarm Fund	\$ 235,000	\$ 200,000	\$ 195,000
Wastewater Utility Fund	2,083,400	3,129,261	2,275,000
Wastewater Impact Fund	230,000	100,000	100,000
Fire Service Fund	3,091,800	3,141,800	3,116,000
_____	\$ 5,640,200	\$ 6,571,061	\$ 5,686,000
Total Enterprise Funds	\$ 5,640,200	\$ 6,571,061	\$ 5,686,000

* Includes actual revenues recognized on the modified accrual or accrual basis as of the date the proposed budget was prepared, plus estimated revenues for the remainder of the fiscal year.

TOWN OF PARADISE VALLEY
Revenues Other Than Property Taxes
Fiscal Year 2017

<u>SOURCE OF REVENUES</u>	<u>ESTIMATED REVENUES 2016</u>	<u>ACTUAL REVENUES* 2016</u>	<u>ESTIMATED REVENUES 2017</u>
INTERNAL SERVICE FUNDS			
_____	\$ _____	\$ _____	\$ _____
_____	_____	_____	_____
_____	_____	_____	_____
_____	\$ _____	\$ _____	\$ _____
Total Internal Service Funds	\$ _____	\$ _____	\$ _____
TOTAL ALL FUNDS	\$ <u>29,931,900</u>	\$ <u>33,088,524</u>	\$ <u>32,707,555</u>

* Includes actual revenues recognized on the modified accrual or accrual basis as of the date the proposed budget was prepared, plus estimated revenues for the remainder of the fiscal year.

TOWN OF PARADISE VALLEY
Other Financing Sources/<Uses> and Interfund Transfers
Fiscal Year 2017

FUND	OTHER FINANCING 2017		INTERFUND TRANSFERS 2017	
	SOURCES	<USES>	IN	<OUT>
GENERAL FUND				
CIP	\$	\$	\$	\$ 3,000,000
Expense Reimbursement				50,000
Court Enhancement Fund				
Highway User Fund				2,100,000
Wastewater Funds		650,000		
Total General Fund	\$	\$ 650,000	\$	\$ 5,150,000
SPECIAL REVENUE FUNDS				
Highway User Fund	\$	\$	\$ 2,100,000	\$
Court Enhancement Fund				
Total Special Revenue Funds	\$	\$	\$ 2,100,000	\$
DEBT SERVICE FUNDS				
Debt Service CIP	\$	\$	\$ 116,200	\$
Total Debt Service Funds	\$	\$	\$ 116,200	\$
CAPITAL PROJECTS FUNDS				
Bond Issuance 2016	\$	\$	\$	\$
General Fund			3,000,000	
Debt Service Payment				116,200
Sewer Projects			384,200	
Total Capital Projects Funds	\$	\$	\$ 3,384,200	\$ 116,200
PERMANENT FUNDS				
	\$	\$	\$	\$
Total Permanent Funds	\$	\$	\$	\$
ENTERPRISE FUNDS				
Alarm Service Fund	\$	\$	\$	\$
Fire Service Fund			50,000	
Wastewater Operating Fund	650,000		455,665	384,200
Wastewater Impact Fee Fund				455,665
Total Enterprise Funds	\$ 650,000	\$	\$ 505,665	\$ 839,865
INTERNAL SERVICE FUNDS				
	\$	\$	\$	\$
Total Internal Service Funds	\$	\$	\$	\$
TOTAL ALL FUNDS	\$ 650,000	\$ 650,000	\$ 6,106,065	\$ 6,106,065

TOWN OF PARADISE VALLEY
Expenditures/Expenses by Fund
Fiscal Year 2017

FUND/DEPARTMENT	ADOPTED BUDGETED EXPENDITURES/ EXPENSES 2016	EXPENDITURE/ ADJUSTMENTS APPROVED 2016	ACTUAL EXPENDITURES/ EXPENSES* 2016	BUDGETED EXPENDITURES/ EXPENSES 2017
GENERAL FUND				
Mayor and Council	\$ 145,510	\$	\$ 145,510	\$ 157,200
Tourism and Promotion	1,230,626	\$	1,230,626	\$ 1,351,037
Town Manager	812,638	\$ (90,433)	\$ 722,206	\$ 805,430
Town Attorney	592,374	\$ (35,452)	\$ 556,922	\$ 555,679
Department of Administration	2,094,433	\$ (66,440)	\$ 2,027,993	\$ 2,039,381
Community Development	1,254,755	\$ (47,721)	\$ 1,207,034	\$ 1,291,590
Municipal Court	620,191	8,081	628,272	705,290
Public Works	1,477,447	(36,764)	1,440,683	1,353,931
Police	8,992,000	\$ 111,218	\$ 9,103,218	\$ 9,186,520
Payroll Merit Allowance	330,000	(322,300)	7,700	375,000
Contingency				
Emergency Contingency				950,000
Operating Contingency	200,000	\$ 460,687	\$ 660,687	\$ 272,200
Total General Fund	\$ 17,749,974	\$ (19,124)	\$ 17,730,850	\$ 19,043,258
SPECIAL REVENUE FUNDS				
Highway User Revenue	\$ 2,870,275	19,124	2,889,399	2,914,593
Donations	15,000		15,000	15,000
Grants	237,000		237,000	275,000
Court Enhancement	238,688		238,688	201,938
JCEF	2,500		2,500	2,500
Municipal Fill the Gap				
Emergency Contingency	2,400,000	400,000		
Total Special Revenue Funds	\$ 5,763,463	\$ 419,124	\$ 3,382,587	\$ 3,409,031
DEBT SERVICE FUNDS				
Debt Service Fund	\$ 1,425,534	(400,000)	1,025,534	1,115,997
Total Debt Service Funds	\$ 1,425,534	\$ (400,000)	\$ 1,025,534	\$ 1,115,997
CAPITAL PROJECTS FUNDS				
Capital Improvement Fund	\$ 9,830,200	\$	\$ 3,000,000	\$ 8,862,069
Total Capital Projects Funds	\$ 9,830,200	\$	\$ 3,000,000	\$ 8,862,069
PERMANENT FUNDS				
Total Permanent Funds	\$	\$	\$	\$
ENTERPRISE FUNDS				
Alarm Service Fund	\$ 107,200	\$	\$ 107,200	\$ 413,500
Fire Service Fund	2,993,934		2,993,934	2,900,154
Wastewater Fund	2,918,602		2,918,602	2,416,709
Impact Fee Fund	50,000		50,000	50,000
Total Enterprise Funds	\$ 6,069,736	\$	\$ 6,019,736	\$ 5,780,363
INTERNAL SERVICE FUNDS				
Total Internal Service Funds	\$	\$	\$	\$
TOTAL ALL FUNDS	\$ 40,838,907	\$ 0	\$ 31,158,707	\$ 38,210,718

* Includes actual expenditures/expenses recognized on the modified accrual or accrual basis as of the date the proposed budget was prepared, plus estimated expenditures/expenses for the remainder of the fiscal year.

TOWN OF PARADISE VALLEY
Expenditures/Expenses by Department
Fiscal Year 2017

DEPARTMENT/FUND	ADOPTED BUDGETED EXPENDITURES/ EXPENSES	EXPENDITURE/ EXPENSE ADJUSTMENTS APPROVED	ACTUAL EXPENDITURES/ EXPENSES*	BUDGETED EXPENDITURES/ EXPENSES
	2016	2016	2016	2017
Mayor/Council				
General Fund	\$ 145,510	\$	\$ 145,510	\$ 157,200
Department Total	\$ 145,510	\$	\$ 145,510	\$ 157,200
Tourism and Promotion				
General Fund	\$ 1,230,626		\$ 1,230,626	\$ 1,351,037
Department Total	\$ 1,230,626	\$	\$ 1,230,626	\$ 1,351,037
Town Manager				
General Fund	\$ 812,638	\$ (90,433)	\$ 722,206	\$ 805,430
Department Total	\$ 812,638	\$ (90,433)	\$ 722,206	\$ 805,430
Town Attorney				
General Fund	\$ 592,374	\$ (35,452)	\$ 556,922	\$ 555,679
Department Total	\$ 592,374	\$ (35,452)	\$ 556,922	\$ 555,679
Department of Administration				
General Fund	\$ 2,094,433	\$ (66,440)	\$ 2,027,993	\$ 2,039,381
Department Total	\$ 2,094,433	\$ (66,440)	\$ 2,027,993	\$ 2,039,381
Community Development				
General Fund	\$ 1,254,755	\$ (47,721)	\$ 1,207,034	\$ 1,291,590
Department Total	\$ 1,254,755	\$ (47,721)	\$ 1,207,034	\$ 1,291,590
Municipal Court				
Special - Court Enhancement	\$ 238,688		\$ 238,688	\$ 201,938
Special - MFTG				
Special - JCEF	\$ 2,500		\$ 2,500	\$ 2,500
General Fund	\$ 620,191	\$ 8,081	\$ 628,272	\$ 705,290
Department Total	\$ 861,379	\$ 8,081	\$ 869,460	\$ 909,728
Community Development				
General Fund	\$ 1,254,755	\$ (47,721)	\$ 1,207,034	\$ 1,291,590
Department Total	\$ 1,254,755	\$ (47,721)	\$ 1,207,034	\$ 1,291,590
Public Works				
Grant				
Highway User Fund	\$ 2,870,275	\$ 19,124	\$ 2,889,399	\$ 2,914,593
General Fund	\$ 1,477,447	\$ (36,764)	\$ 1,440,683	\$ 1,353,931
Department Total	\$ 4,347,722	\$ (17,640)	\$ 4,330,081	\$ 4,268,524
Police				
General Fund	\$ 8,992,000	\$ 111,218	\$ 9,103,218	\$ 9,186,520
Department Total	\$ 8,992,000	\$ 111,218	\$ 9,103,218	\$ 9,186,520
Fire Services				
Fire Service Fund	\$ 2,993,934		\$ 2,993,934	\$ 2,900,154
Debt Service Fund	\$ 1,156,432	\$ (400,000)	\$ 756,432	\$ 853,661
Department Total	\$ 4,150,366	\$ (400,000)	\$ 3,750,366	\$ 3,753,815
Capital Improvement Fund				
General Fund	\$ 9,830,200		\$ 3,000,000	\$ 8,862,069
Department Total	\$ 9,830,200		\$ 3,000,000	\$ 8,862,069
General				
Special Revenue - Grants	\$ 237,000		\$ 237,000	\$ 275,000
Special Revenue - Donations	\$ 15,000		\$ 15,000	\$ 15,000
Department Total	\$ 252,000		\$ 252,000	\$ 290,000
Alarm Service Fund				
Enterprise Fund	\$ 107,200		\$ 107,200	\$ 413,500
Department Total	\$ 107,200		\$ 107,200	\$ 413,500
Wastewater Utility Fund				
Enterprise Fund	\$ 2,918,602		\$ 2,918,602	\$ 2,416,709
Impact Fee Fund	\$ 50,000			\$ 50,000
Debt Service Fund	\$ 269,102		\$ 269,102	\$ 262,336
Department Total	\$ 3,237,704		\$ 3,187,704	\$ 2,729,045
Contingencies				
General Fund Operating	\$ 200,000	\$ 460,687	\$ 660,687	\$ 272,200
Merit Pay Allowance	\$ 330,000	\$ (322,300)	\$ 7,700	\$ 375,000
Emergency Contingency				\$ 950,000
Operating Contingency	\$ 2,400,000	\$ 400,000		
Department Total	\$ 2,930,000	\$ 538,387	\$ 668,387	\$ 1,597,200

* Includes actual expenditures/expenses recognized on the modified accrual or accrual basis as of the date the proposed budget was prepared, plus estimated expenditures/expenses for the remainder of the fiscal year.

TOWN OF PARADISE VALLEY
Full-Time Employees and Personnel Compensation
Fiscal Year 2017

FUND	Full-Time Equivalent (FTE) 2017	Employee Salaries and Hourly Costs 2017	Retirement Costs 2017	Healthcare Costs 2017	Other Benefit Costs 2017	Total Estimated Personnel Compensation 2017
GENERAL FUND	87	\$ 7,291,600	\$ 2,465,700	\$ 1,132,560	\$ 483,405	\$ 11,373,265
SPECIAL REVENUE FUNDS						
_____		\$ _____	\$ _____	\$ _____	\$ _____	\$ _____

Total Special Revenue Funds		\$ _____	\$ _____	\$ _____	\$ _____	\$ _____
DEBT SERVICE FUNDS						
_____		\$ _____	\$ _____	\$ _____	\$ _____	\$ _____

Total Debt Service Funds		\$ _____	\$ _____	\$ _____	\$ _____	\$ _____
CAPITAL PROJECTS FUNDS						
_____		\$ _____	\$ _____	\$ _____	\$ _____	\$ _____

Total Capital Projects Funds		\$ _____	\$ _____	\$ _____	\$ _____	\$ _____
PERMANENT FUNDS						
_____		\$ _____	\$ _____	\$ _____	\$ _____	\$ _____

Total Permanent Funds		\$ _____	\$ _____	\$ _____	\$ _____	\$ _____
ENTERPRISE FUNDS						
_____		\$ _____	\$ _____	\$ _____	\$ _____	\$ _____

Total Enterprise Funds		\$ _____	\$ _____	\$ _____	\$ _____	\$ _____
INTERNAL SERVICE FUND						
_____		\$ _____	\$ _____	\$ _____	\$ _____	\$ _____

Total Internal Service Fund		\$ _____	\$ _____	\$ _____	\$ _____	\$ _____
TOTAL ALL FUNDS	87	\$ 7,291,600	\$ 2,465,700	\$ 1,132,560	\$ 483,405	\$ 11,373,265