



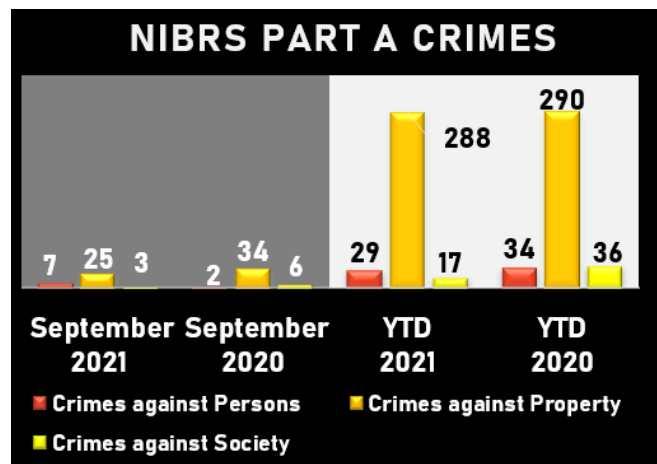
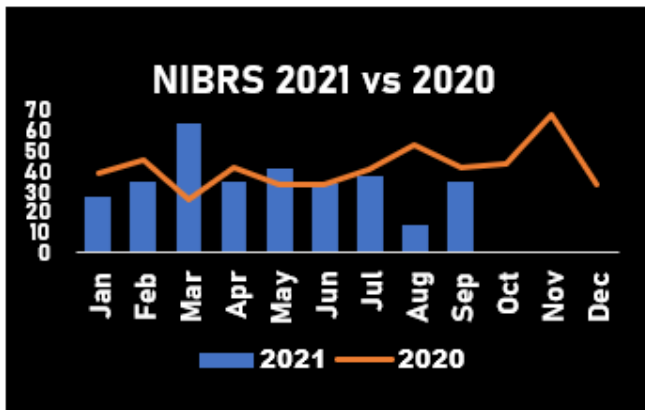
PARADISE VALLEY POLICE DEPARTMENT



NIBRS SEPTEMBER 2021 Chief Peter Wingert

January 1, 2021, the FBI has retired the UCR Summary Reporting System (SRS) and transitioned to National Incident-Based Reporting System (NIBRS). The FBI's transition to a NIBRS only data collection will improve the nations crime data through rich details and greater specificity of offenses. Due to this change Paradise Valley Police will compare one-year data versus three-year data.

- NIBRS include: Crimes against Persons, Property & Society crimes.
 - NIBRS collects data from 52 offenses, plus 10 additional offenses for which only arrests are reported.
- In August, the Paradise Valley Police Department reported 35 crimes to the FBI.
 - There were 7 crimes against persons, 25 property crimes and 3 crimes against society.



CRIMES AGAINST PERSONS

Crimes Against Persons, e.g., murder, rape, and assault, are those whose victims are always individuals.

Simple Assaults decreased

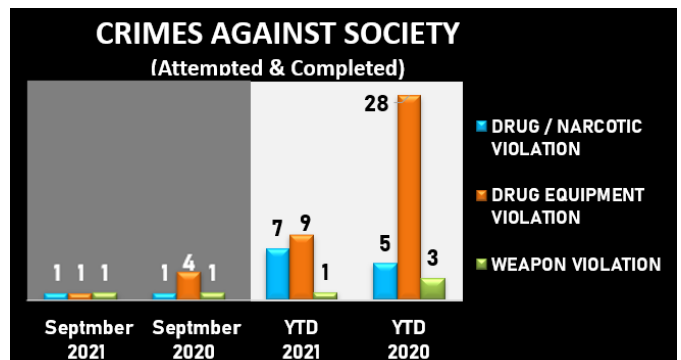
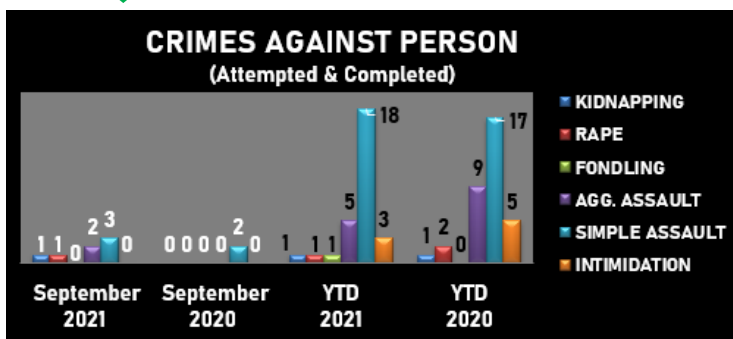
50%

In September, persons crimes consisted of 3 simple assaults, 1 kidnapping, 1 sexual assault, and 2 aggravated assault cases.

CRIMES AGAINST SOCIETY

Crimes Against Society, e.g., gambling, prostitution, and drug violations; they are typically crimes in which property is not the object.

In September, society crimes consisted of 1 drug narcotic violation, 1 drug equipment violation and 1 weapons violation.





PARADISE VALLEY POLICE DEPARTMENT



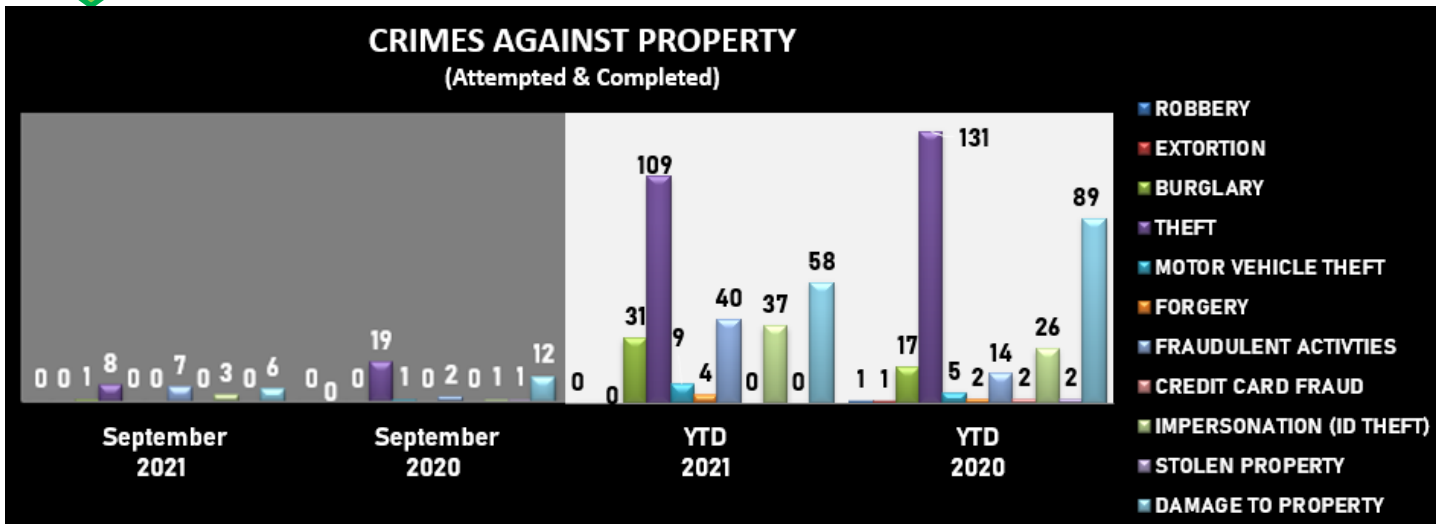
NIBRS
SEPTEMBER 2021
 Chief Peter Wingert

CRIMES AGAINST PROPERTY

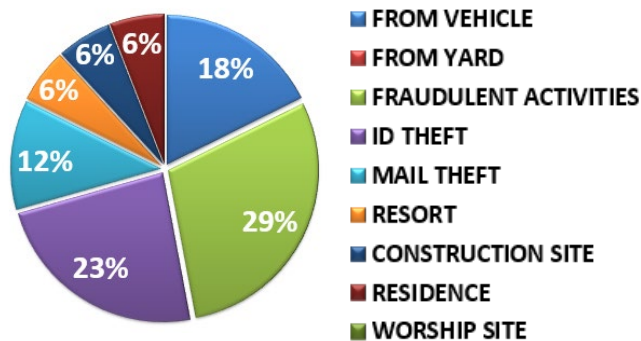
Crimes Against Property, e.g., robbery, bribery, and burglary, is to obtain money, property, or some other benefit.

Thefts decreased
58%

In September, property crimes consisted of **1** burglary, **8** thefts, **3** impersonations (ID theft), **7** fraudulent activities, and **6** property damage cases.



THEFT ANALYSIS



BURGLARY ANALYSIS



PROACTIVE POLICING

PROACTIVE POLICING SEPTEMBER 2021

CITIZEN CONTACT	28
CLOSE PATROL	291
CPTED	7
DDACTS	5
GATED COMMUNITY CHECK	74
HOT SPOT	594
MEDICAL FACILITY CHECK	90
PREMISE CHECK	79
RESORT CHECK	241
SCHOOL CHECK	296
TOWN PROPERTY CHECK	85
TRAILHEAD CHECK	12
VACATION WATCH	379
WORSHIP SITE CHECK	464

THEFT FROM VEHICLE ANALYSIS



*Take your keys,
 lock your car,
 and hide your
 valuables.*



PARADISE VALLEY POLICE DEPARTMENT



NIBRS SEPTEMBER 2021

Chief Peter Wingert

COMMUNICATIONS

Priority 1
Calls
decreased

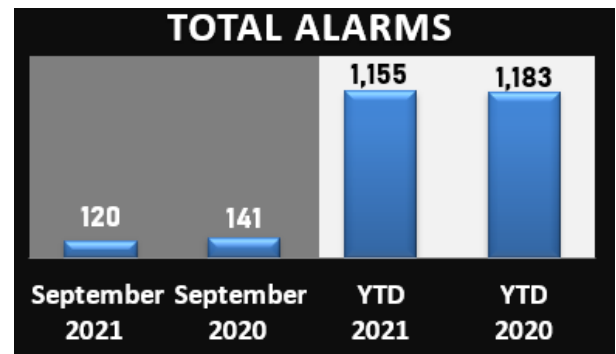
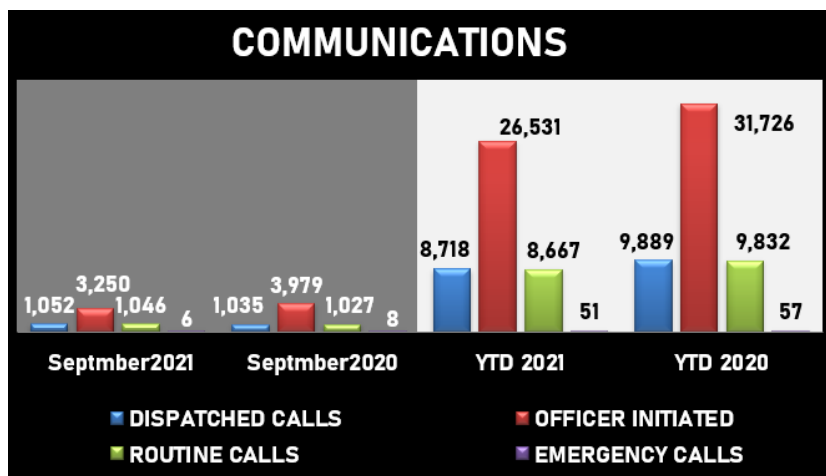
25%

In September, there were 1,046 routine calls, 1,052 dispatched calls, and 6 emergency calls. Officer initiated activity was at 3,250. The average response time for priority one calls was 2:41.

In September, there were 120 alarms. Officers assisted Phoenix Fire 16 times in September.

Alarms
decreased

15%



TRAFFIC

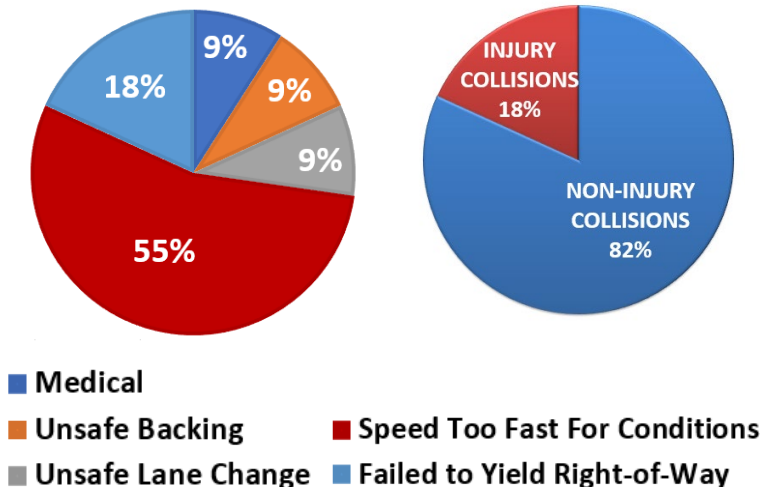
Injury
Collisions
decreased

50%

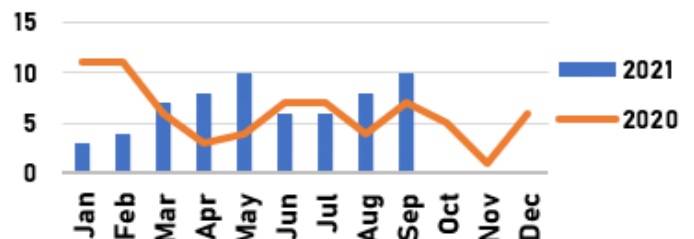
In September, there were 9 non-injury collisions and 2 injury collisions.

Officers wrote 460 traffic citations, parking violations and traffics warnings in September.

90%
of collisions
occurred on
Lincoln and/or
Tatum



COLLISIONS ON LINCOLN OR TATUM





PARADISE VALLEY POLICE DEPARTMENT

NIBRS

SEPTEMBER 2021

Chief Peter Wingert



NIBRS Summary	SEPT 2021	SEPT 2020	% CHANGE	YTD 2021	YTD 2020
CRIMES REPORTED	35	42	-16.67%	334	360

YTD CRIMES PER 1,000	2021	2020	% CHANGE	2019 Population**
TOTAL PERSON & PROPERTY	334	360	-7.22%	14,637
INDEX PER 1,000	22.82	24.60	-7.22%	
***IN 2019, ARIZONA AVERAGE WAS 28.95 CRIMES PER 1,000				
***IN 2018, PARADISE VALLEY WAS ARIZONA'S 2ND SAFEST MUNICIPALITY				

CRIMES AGAINST PERSONS (Group A Attempted & Completed)					
	SEPT 2021	SEPT 2020	% CHANGE	YTD 2021	YTD 2020
100 Kidnapping/Abduction	1	0	*	1	1
11A Rape	1	0	*	1	2
11D Fondling	0	0	*	1	0
13A Aggravated Assault	2	0	*	5	9
13B Simple Assault	3	2	50.00%	18	17
13C Intimidation	0	0	*	3	5
TOTAL PERSONS CRIME	7	2	250.00%	29	34

PROPERTY CRIMES (Group A Attempted & Completed)					
	SEPT 2021	SEPT 2020	% CHANGE	YTD 2021	YTD 2020
120 Robbery	0	0	*	0	1
210 Extortion/Blackmail	0	0	*	0	1
220 Burglary/Breaking & Entering	1	0	*	31	17
23F Theft from Motor Vehicle	1	2	-50.00%	25	23
23H All Other Larceny	7	17	-58.82%	84	108
240 Motor Vehicle Theft	0	0	*	9	5
250 Counterfeiting/Forgery	0	0	*	4	2
26A False Pretense/Swindle	7	2	250.00%	40	14
26B Credit Card/ATM Fraud	0	0	*	0	2
26C Impersonation	3	1	200.00%	37	26
280 Stolen Property Offenses	0	0	*	0	2
290 Damage to Property	6	12	-50.00%	58	89
TOTAL PROPERTY CRIMES	25	34	-26.47%	288	290

CRIMES AGAINST SOCIETY (Group A Attempted & Completed)					
	SEPT 2021	SEPT 2020	% CHANGE	YTD 2021	YTD 2020
35A Drug/Narcotic Violations	1	1	0.00%	7	5
35B Drug Equipment Violations	1	4	-75.00%	9	28
520 Weapon Law Violations	1	1	0.00%	1	3
TOTAL SOCIETY CRIME	3	6	-50.00%	17	36

BURGLARY - METHOD OF ENTRY ANALYSIS					
	SEPT 2021	SEPT 2020	% CHANGE	YTD 2021	YTD 2020
FORCIBLE ENTRY	0	0	*	10	6
NON-FORCIBLE ENTRY	1	0	*	21	10
ATTEMPTED	0	0	*	0	1

MOTOR VEHICLE THEFT- ANALYSIS					
	SEPT 2021	SEPT 2020	% CHANGE	YTD 2021	YTD 2020
FORCIBLE ENTRY	0	0	*	3	1
NON-FORCIBLE ENTRY	0	0	*	6	4
ATTEMPTED	0	0	*	0	0

BURGLARY - LOCATION ANALYSIS					
	SEPT 2021	SEPT 2020	% CHANGE	YTD 2021	YTD 2020
DAY	0	0	*	9	6
NIGHT	1	0	*	20	5
UNKNOWN	0	0	*	2	6

TRAFFIC					
	SEPT 2021	SEPT 2020	% CHANGE	YTD 2021	YTD 2020
INJURY COLLISIONS	2	4	-50.00%	18	16
NON-INJURY COLLISIONS	9	11	-18.18%	81	90
TRAFFIC CITATIONS/WARNINGS	460	93	394.62%	2,636	1,559
DUI ARRESTS	2	3	-33.33%	37	24

BURGLARY - LOCATION ANALYSIS					
	SEPT 2021	SEPT 2020	% CHANGE	YTD 2021	YTD 2020
RESIDENTIAL	0	0	*	8	12
CONSTRUCTION SITE	0	0	*	4	2
SITE OF WORSHIP	0	0	*	1	0
RESORT	1	0	*	18	3

TELE-COMMUNICATIONS					
	SEPT 2021	SEPT 2020	% CHANGE	YTD 2021	YTD 2020
DISPATCHED CALLS	1,052	1,035	1.64%	8,718	9,889
OFFICER INITIATED	3,250	3,979	-18.32%	26,531	31,726
ROUTINE CALLS	1,046	1,027	1.85%	8,667	9,832
EMERGENCY CALLS	6	8	-25.00%	51	57
EMERGENCY RESPONSE TIME	2:41	3:10	-15.26%	*	*

THEFT - ANALYSIS					
	SEPT 2021	SEPT 2020	% CHANGE	YTD 2021	YTD 2020
FROM VEHICLE OR VEHICLE PARTS	3	2	50.00%	33	33
FROM RESORT	1	2	-50.00%	13	16
FRAUDULENT ACTIVITIES	6	6	0.00%	48	27
ID THEFT	4	0	*	41	26
FROM YARD	0	6	-100.00%	13	28
FROM RESIDENCE	1	0	*	8	11
PACKAGE/MAIL THEFT	2	6	-66.67%	23	31
CONSTRUCTION SITE	1	0	*	8	3
MEDICAL CENTER	0	0	*	1	0
WORSHIP SITE	0	0	*	2	0

ALARM CALLS FOR SERVICE					
	SEPT 2021	SEPT 2020	% CHANGE	YTD 2021	YTD 2020
TOTAL ALARMS	120	141	-14.89%	1,155	1,149
ASSIST FIRE	16	30	-46.67%	231	288
FIRE CALLS	0	1	-100.00%	0	2

THEFT FROM VEHICLE- ANALYSIS					
	SEPT 2021	SEPT 2020	% CHANGE	YTD 2021	YTD 2020
FORCIBLE ENTRY	0	0	*	8	6
NON-FORCIBLE ENTRY	3	2	50.00%	18	21
ATTEMPTED	0	0	*	0	1

*Cells marked with an asterisk in the percent change field are unable to be calculated because percent change cannot be calculated if the original value is zero.
 **Population figures are obtained from the Arizona Department of Administration and may differ from annual FBI Calculated population figures.
 ***Arizona crime totals provided from FBI UCR website.